1a - 1a
sc. 1:20

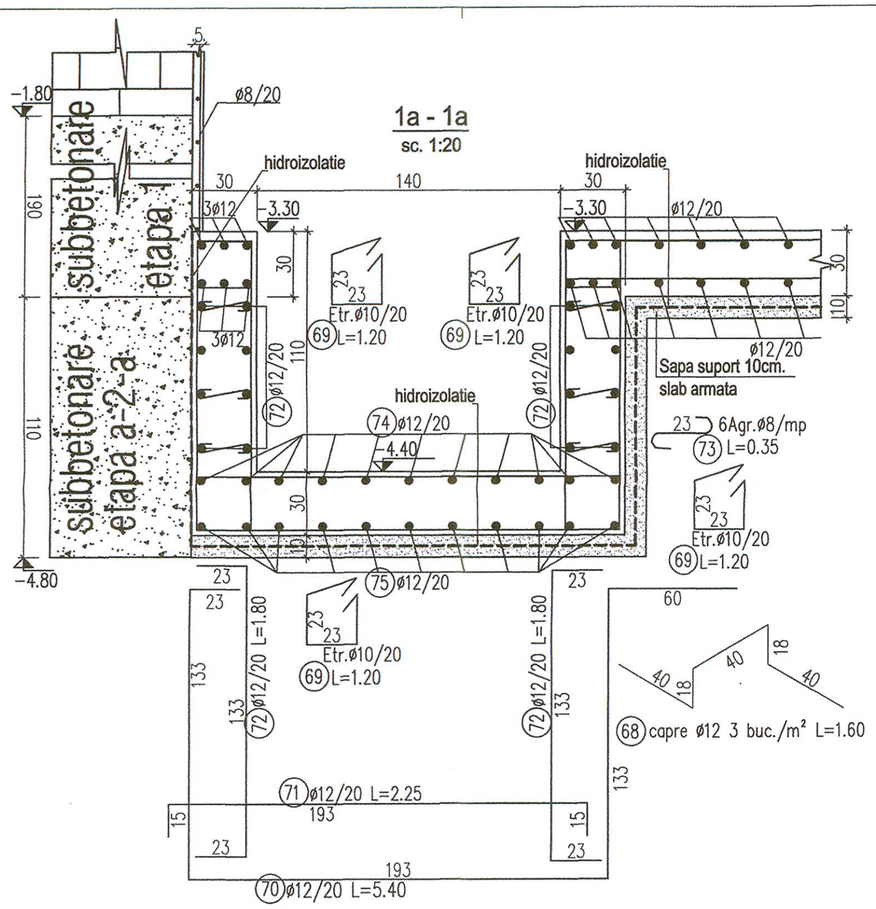

1 - 1
sc. 1:20

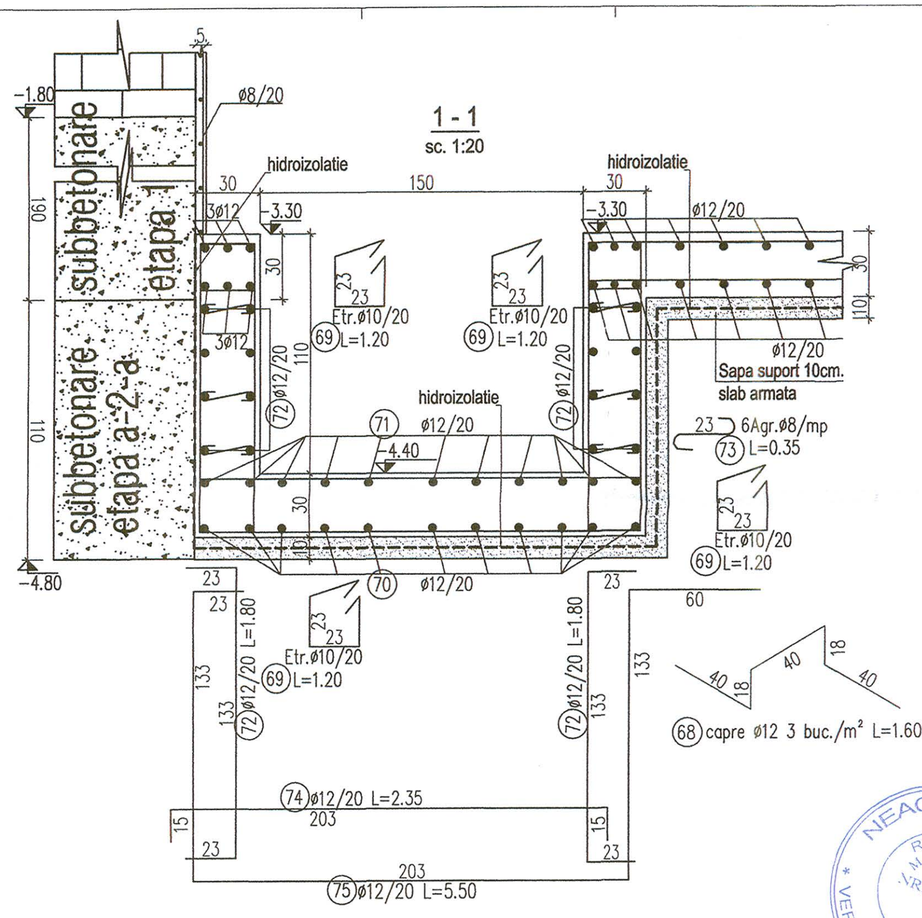

2 - 2
sc. 1:20

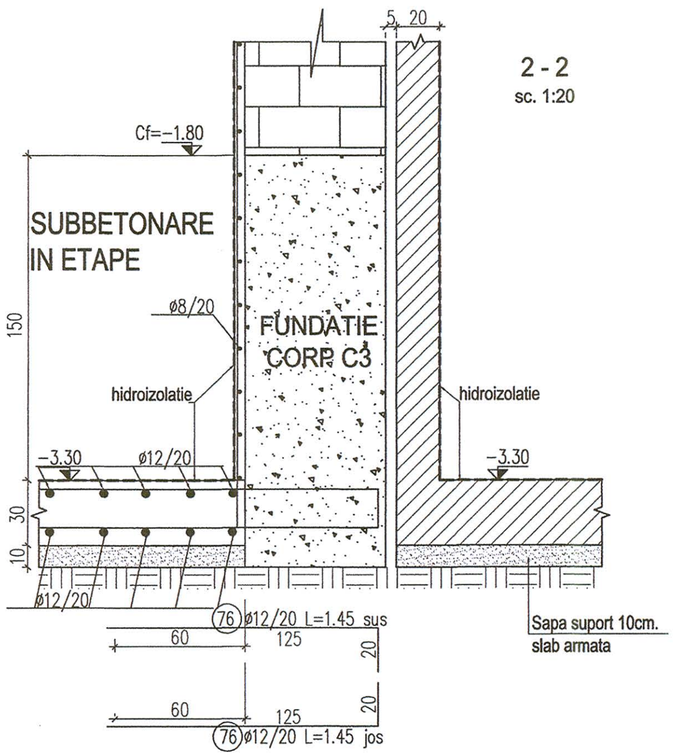

3 - 3
sc. 1:20

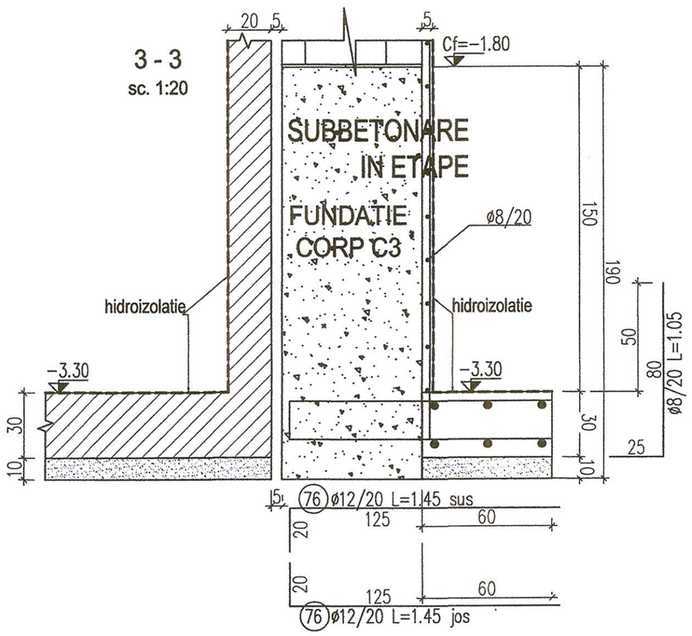

4 - 4
sc. 1:20

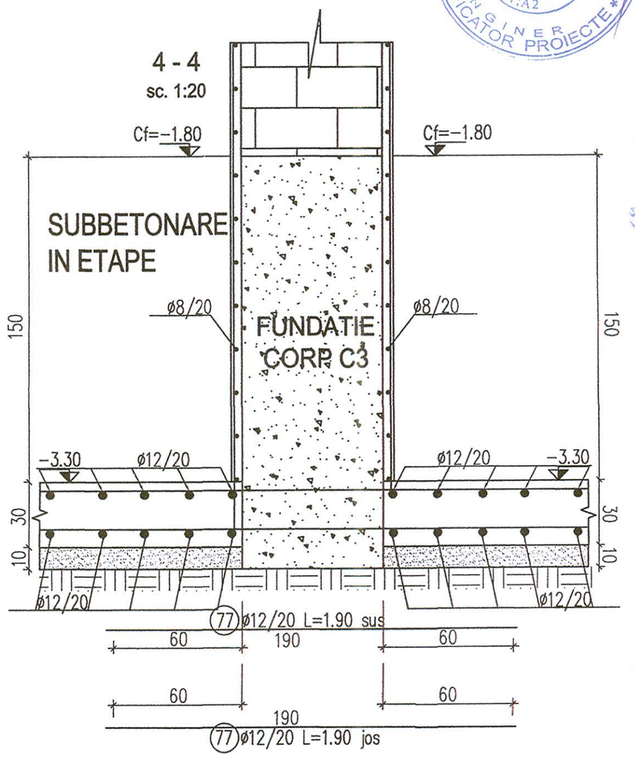

Schéma generala



Proiectant general si de arhitectura

birou arhitectura
Str.Octavian, nr.27, sector3, Bucuresti,ROMANIA
Tel./Fax : 021 / 3267954, J40/3968 / 17.03.2003, R 15293910

Proiectant restaurare

opus/atelier de arhitectură
Calea Văcărești 8 V51 sc.2 ap.42 031296 sector 3 Bucuresti
atelieropus@yahoo.com tel 021 3217632
nr. J40/8663/2001 cod fiscal: R 14235686

Proiectant rezistenta

Incona
INCONA SRL Bucuresti
J40/6707/ 1991 ; R3013714
021 / 2111440

Proiectant instalatii

S.C. D&D EUROCOM S.R.L.
J40/14388/2004, CUI16742073,
Matei Basarab 108, bl. 74, sc. 1, et. 7, ap. 29, sector 3, Bucuresti
Tel/Fax: 031/4251982, 031/4251981
e-mail: electrice@ddeurocom.ro
website: www.ddeurocom.ro

Specialitate

REZISTENTA

Verificator / Expert	Semnatura	Cerinta	Referat
Neacsu Ion		A1,A2	/2011

Pr. Nr.	Beneficiar	Universitatea Nationala de Arte Bucuresti
P046/2009	adresa	G-ral Budisteanu, nr. 19, sect 1, Bucuresti

Titlu Proiect

EXTINDERE SI REMODELARE FUNCTIONALA SEDIUL UNIVERSITATII NATIONALE DE ARTE BUCURESTI, str. General Budisteanu 19

Sef proiect	ing. Mircea Neacsu
Proiectat	ing. Alexandru Lazaroiu
Desenat	ing. Alexandru Lazaroiu
Verificat	ing. Mircea Neacsu

Titlu Plansa

PLAN DETALII FUNDATII CORP C3

Faza	Scara	Data	
PT+DE REV.1	1:20	04.2013	RC3-1-2

NEACȘU GR. ION ROMANIA MLPAT VR. 05241 A1;A2 INGINER VERIFICATOR PROIECTE

INSTRUCTOR INCONA BUCUREȘTI

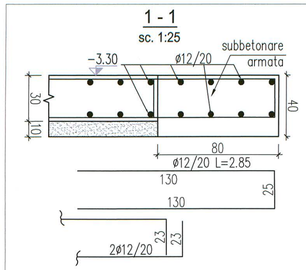

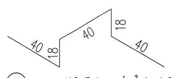

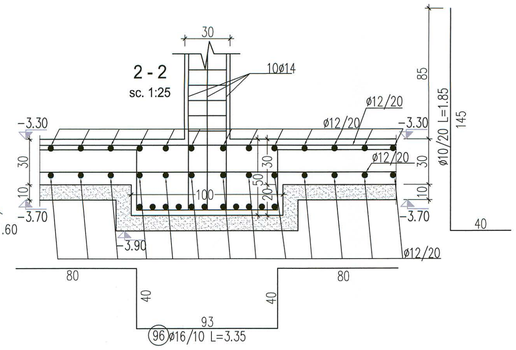

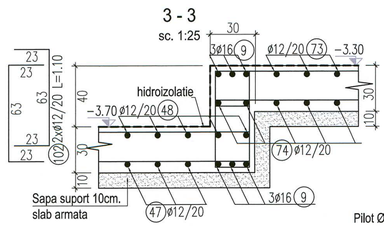

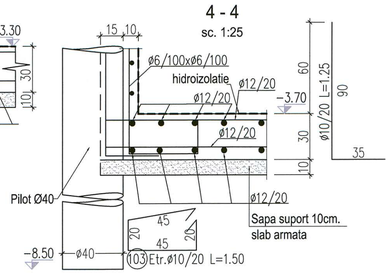

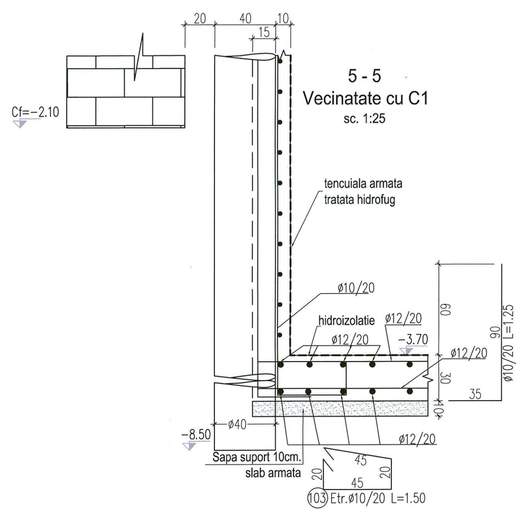

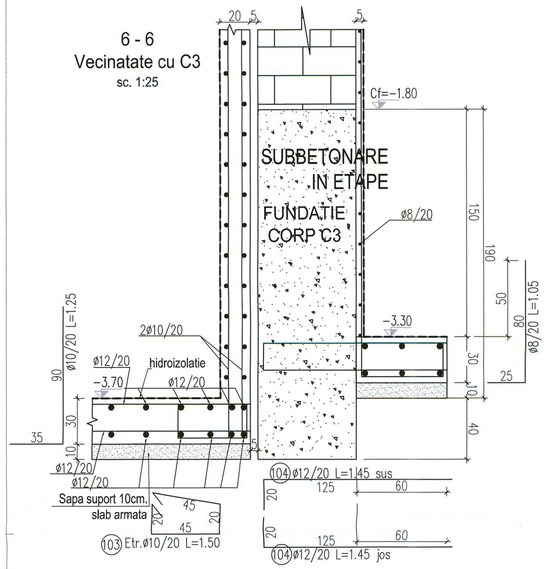

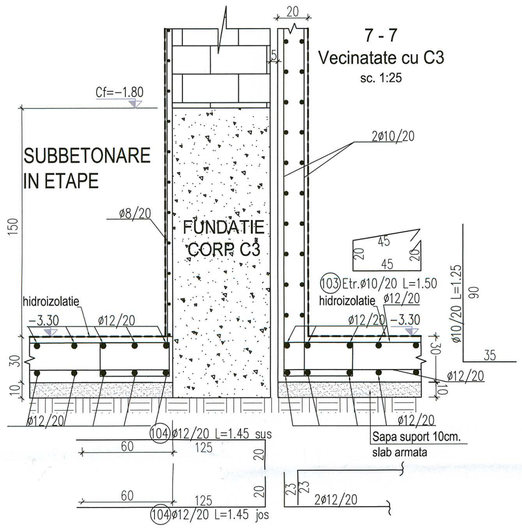

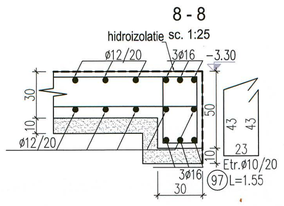

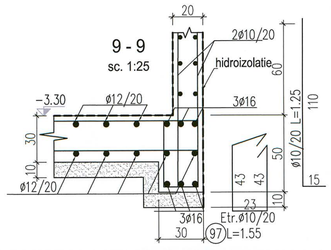

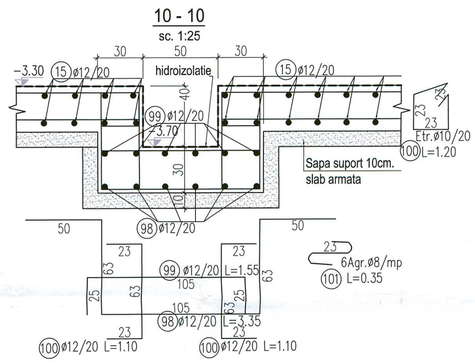

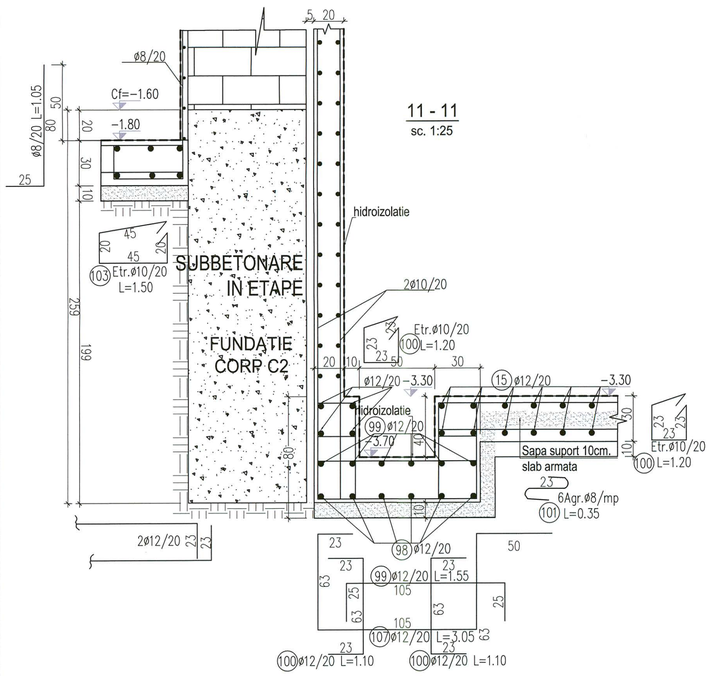

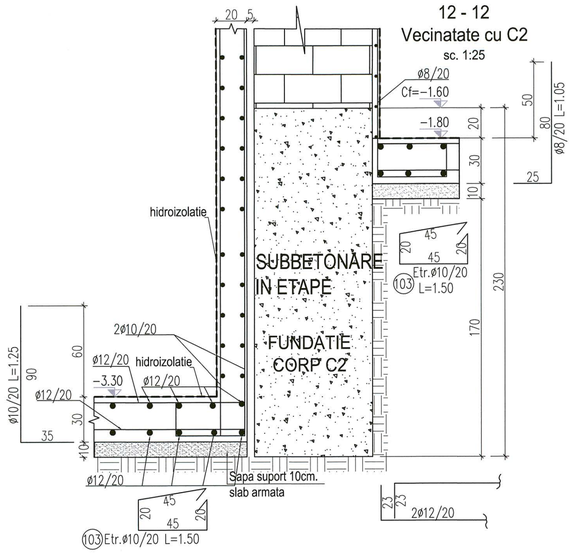

BETON ARMAT IN FUNDATII:
a) Clasa : C20/25;
b) Ciment: CEM IIA-32,5R;
c) Consistenta:S3;
d) Clase de expunere:XC2;
e) Clasa de cloruri:Cl 02;
f) Diametrul maxim al agregatelor:Dmax = 32mm;
g) Acoperirea armaturii: Cf, proiect;
h) Grad de impermeabilitate: P8/10.

BETON SIMPLU EGALIZARI :
a) Clasa : C8/10
b) Ciment: CEM IIA-32,5R

ARMATURI PENTRU BETON SREN 10080; STAS 438/1-89
S 255 C (OB 37);
S 355 C/ S 345 C(PC 52).

NOTA:
-Inainte de turnarea fundatiilor se va solicita avizul proiectantului de instalatii;
-La executia structurii se vor respecta *prevederile din* caietul de sarcini anexat la documentatie;
- In cazul aparitiei la cota de fundare a unor umpluturi accidentale, acestea vor fi excavate integral, iar in golurile rezultate se va turna beton simplu pana la cota din proiect a vitoarelor fundatii;
-Acest plan se va citi impreuna cu R1-1
CATEGORIA DE IMPORTANTA C -NORMALA

ACOPERIREA ARMATURII:
-fundatie: 35mm.

Stratificatie teren conform studiului geotehnic:
-Un strat de umpluturi de 0.00- 2.0m adancime alcatuit din umpluturi de pamant, moloz si caramizi;
-Pana la 2.80 m adancime apare in strat de argila prafoasa-nisipoasa galbena, tare, cu vine de *calcar*, denumita si lut orizont C;
-Intre adancimile de 2.80m si 5.80m apar aluviuni macrogranulare reprezentate prin nisipuri fine-mijlocii galbene si nisipuri fine-cerusii de baza;
-Intre 5.80 si 10.00 - nisip mare galben cu pietris mic-mare;
-Intre 10.00 si 12.00m argila cenusie cu vine ruginii (oxizi de Fe) plastic vartoasa.
Presiunea admisibila (p.conv) pentru sarcini in grupurea fundamentala la cota de fundare 4.25m de la suprafata terenului este de 350Kpa.
Apa subterana a fost intalnita la nivelul de 7.00m
Cota ±0.00=81.20m
Cota fundare: 3.60m si 4.70m.
Pentru trasare vezi proiect de arhitectura.

Proiectant general si de arhitectura
birou arhitectura
Str.,Dotavian, nr.27, sector3, Bucuresti,ROMANIA
Tel./Fax : 021 / 3267954 J40 / 3968 / 17.03.2003, R 15293910

Proiectant restaurare
opus/atelier de arhitectură
Calea Vitan B V51 sc.2 ap.42 031296 sectsr 3 Bucuresti
ateleropus@yahoo.com tel 021 3217632
nr.J40/4642/2001 cod fiscal: R 14255686

Proiectant rezistenta
INCONA SRL Bucuresti
J40/4282/1991 ; R3013714
021 / 2111440

Proiectant instalatii
S.C. D&D EUROCOM S.R.L.
J40/14368/2004, CUI/R7429370,
Matei Basarab 108, bl. 74, sc. 1, et. 7, ap. 29,
sector 3, Bucuresti
Tel/Fax: 031/4251982, 031/4251981
e-mail: electrice@ddeurocom.ro
website: www.ddeurocom.ro

Specialitate
REZISTENTA

Verificator / Expert	Semnatura	Cerinta	Referat
Neacsu Ion		A1,A2	/2011

Pr. Nr.	Beneficiar	Universitatea Nationala de Arte Bucuresti
P046/2009	adresa	G-ral Budisteanu, nr. 19, sect 1, Bucuresti

Titlu Proiect
EXTINDERE SI REMODELARE FUNCTIONALA SEDIUL UNIVERSITATII NATIONALE DE ARTE BUCURESTI, str. General Budisteanu 19

Sef proiect	ing. Mircea Neacsu	
Proiectat	ing. Alexandru Lazaroiu	
Desenat	ing. Alexandru Lazaroiu	
Verificat	ing. Mircea Neacsu	

Titlu Plansa
DETALII ARMARE FUNDATII SUBSOL EXTERIOR CORP C3

Faza	Scara	Data	
PT / DE REV.1	1:20	04.2013	R1-2

NEACSU I.MIRCEA ROMANIA EXPERT TEHNIC
NEACSU GR ION ROMANIA NR. 241 A1;A2 VERIFICATOR PROIECTE

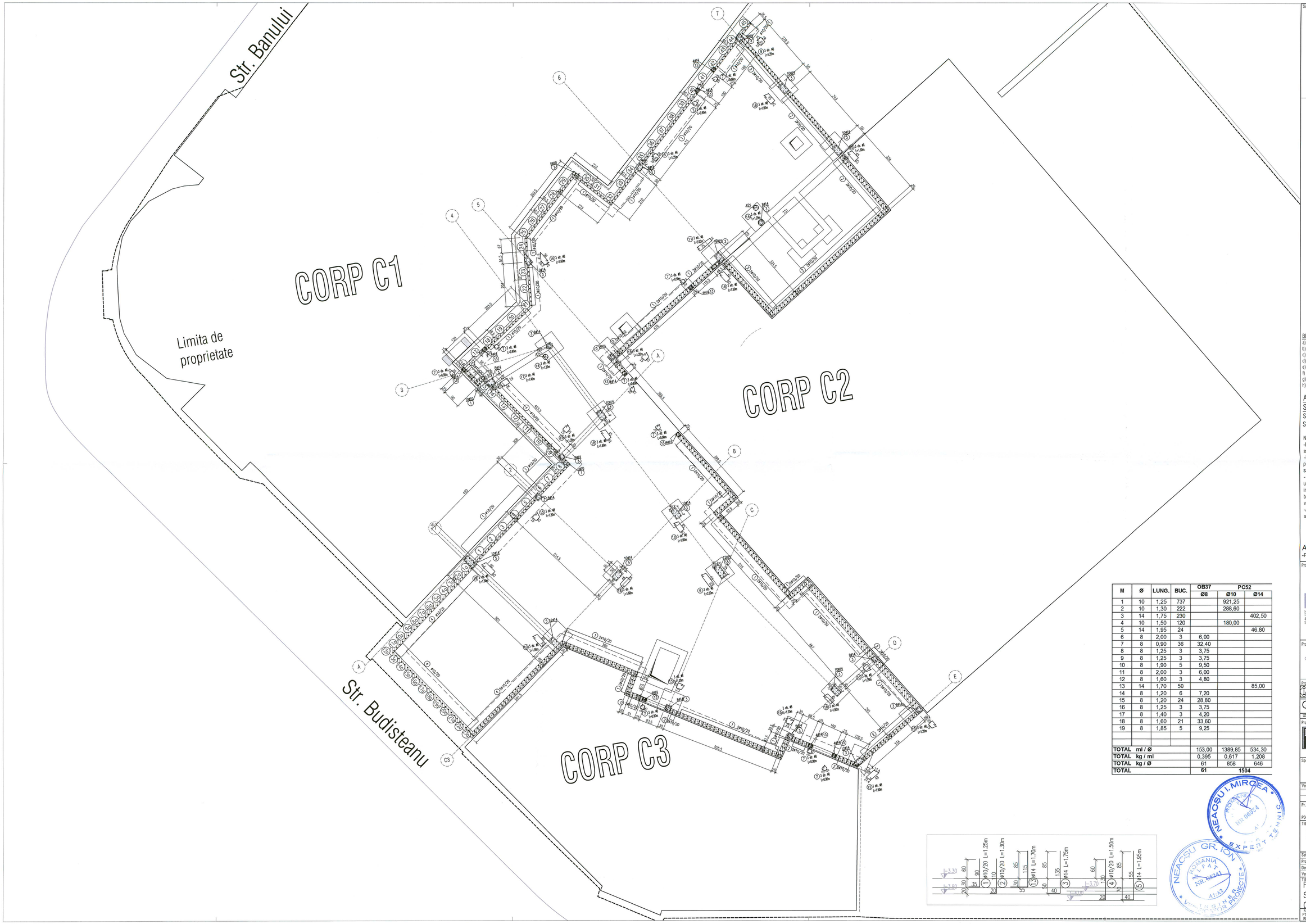

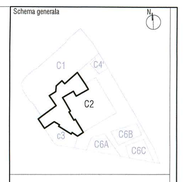

M	Ø	LUNG.	BUC.	OB37	PC52	
				Ø8	Ø10	Ø14
1	10	1,25	737		921,25	
2	10	1,30	222		288,60	
3	14	1,75	230			402,50
4	10	1,50	120		180,00	
5	14	1,95	24			46,80
6	8	2,00	3	6,00		
7	8	0,90	36	32,40		
8	8	1,25	3	3,75		
9	8	1,25	3	3,75		
10	8	1,90	5	9,50		
11	8	2,00	3	6,00		
12	8	1,60	3	4,80		
13	14	1,70	50			85,00
14	8	1,20	6	7,20		
15	8	1,20	24	28,80		
16	8	1,25	3	3,75		
17	8	1,40	3	4,20		
18	8	1,60	21	33,60		
19	8	1,85	5	9,25		
TOTAL	ml / Ø			153,00	1389,85	534,30
TOTAL	kg / ml			0,395	0,617	1,208
TOTAL	kg / Ø			61	858	646
TOTAL				61	1504	

BETON ARMAT IN PERETI:
a) Clasa : C20/25;
b) Ciment: CEM IIA-32,5R;
c) Consistenta:S3;
d) Clase de expunere:XC2;
e) Clasa de cloruri:Cl 02;
f) Diametrul maxim al agregatelor:Dmax = 32mm;
g) Acoperirea armaturii: Cf. proiect;
h) Grad de impermeabilitate: P8/10.

ARMATURI PENTRU BETON
SREN 10080; STAS 438/1-89
S 255 C (OB 37);
S 355 C/ S 345 C(PC 52).

NOTA:
-Inainte de turnarea fundatiilor se va solicita avizul proiectantului de instalatii;
-La executia structurii se vor respecta prevederile din caietul de sarcini anexat la documentatie;
- In cazul aparitiei la cota de fundare a unor umpluturi accidentale, acestea vor fi excavate integral, iar in golurile rezultate se va turna beton simplu pana la cota din proiect a viitoarelor fundatii;
-Acest plan se va citi impreuna cu R1-4 Plan armare pereti subsol exterior corp C3.

ACOPERIREA ARMATURII:
-Pereti: 25mm.

Proiectant general si de arhitectura

adn birou arhitectura
Str. Octavian, nr. 27, sector 3, Bucuresti, ROMANIA
Tel. / Fax : 021 / 3267954, 340 / 3968 / 17.03.2003, R 15293910

Proiectant restaurare

opus/atelier de arhitectură
Calea Vitan 8 V51 sc.2 ap.42 031296 sector 3 Bucuresti
atelierepus@yahoo.com tel 021 3217632
nr. J40/8663/2001 cod fiscal: R 14235686

Proiectant rezistenta

Incona
Quality
INCONA SRL Bucuresti
J40/6707/1991 ; R3013714
021 / 2111440

Proiectant instalatii

D&D Ecom
S.C. D&D EUROCOM S.R.L.
J40/14388/2004, CUI16742073,
Matei Basarab 108, bl. 74, sc. 1, et. 7, ap. 29,
sector 3, Bucuresti
Tel/Fax: 031/4251982, 031/4251981
e-mail: electrice@ddeurocom.ro
website: www.ddeurocom.ro

Specialitate

REZISTENTA

Verificator / Expert	Semnatura	Cerinta	Referat

Pr. Nr.	Beneficiar	Universitatea Nationala de Arte Bucuresti
P046/2009	adresa	G-ral Budisteanu, nr. 19, sect 1, Bucuresti

Titlu Proiect

EXTINDERE SI REMODELARE FUNCTIONALA SEDIUL UNIVERSITATII NATIONALE DE ARTE BUCURESTI, str. General Budisteanu 19

Sef proiect	ing. Mircea Neacsu	
Proiectat	ing. Alexandru Constantin	
Desenat	ing. Alexandru Constantin	
Verificat	ing. Mircea Neacsu	

Titlu Planta

PLAN ARMARE MUSTATI SUBSOL EXTERIOR CORP C3

Faza	Scara	Data	
PT+DE REV.2	1:75	08.2017	R1-3

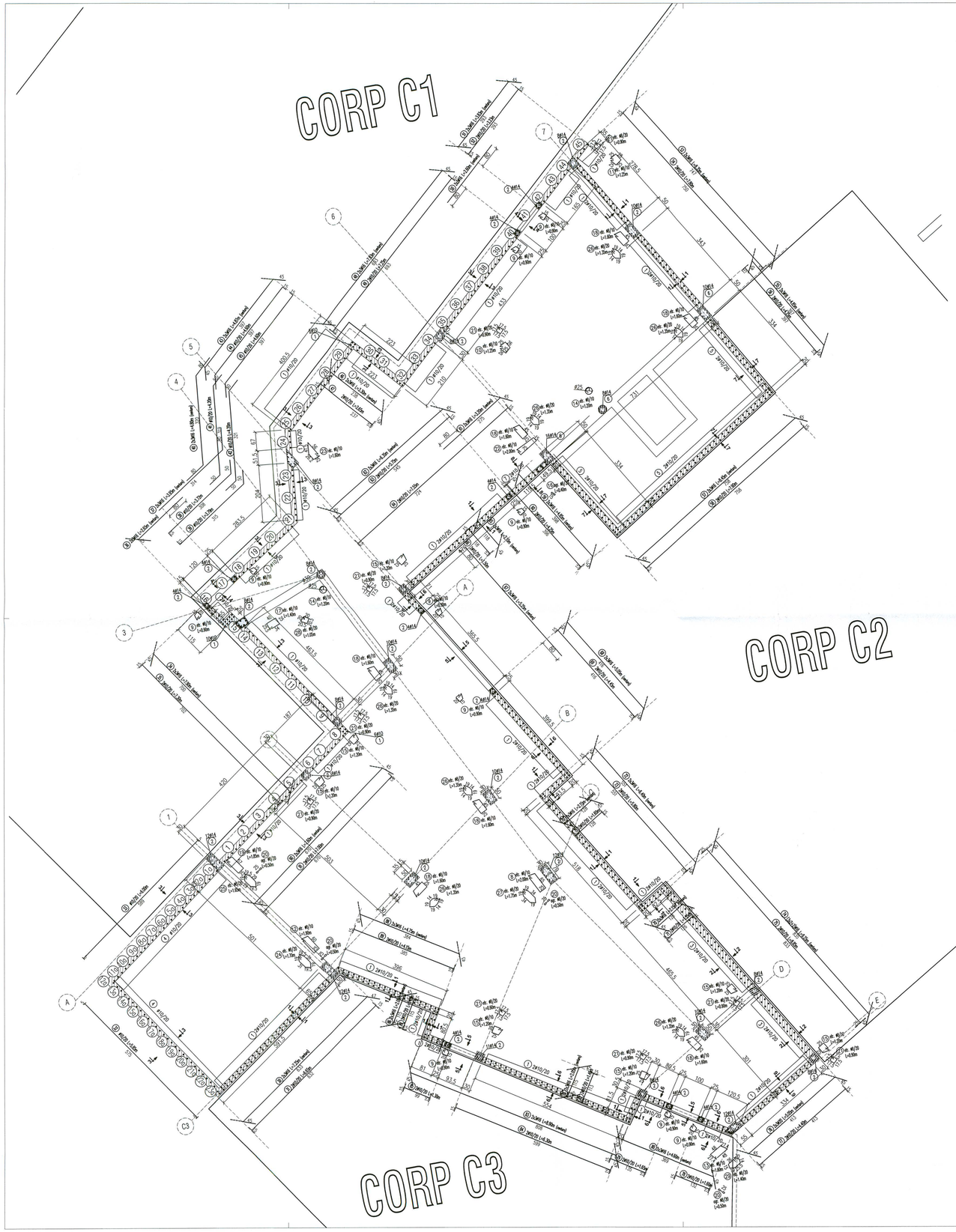

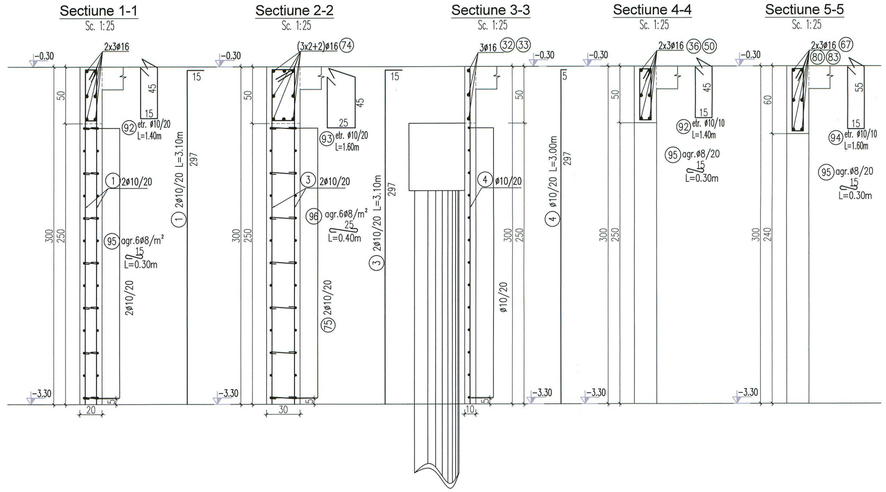

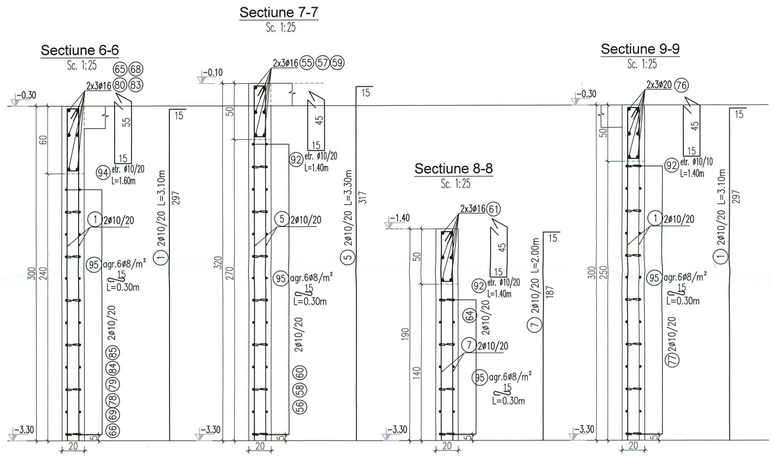

EXTRAS ARMARE

M	Ø	LUNG.	BUC.	OB37		PC52			
				Ø8	Ø10	Ø10	Ø14	Ø16	Ø20
1	10	3,10	668			2070,80			
2	14	3,15	240				756,00		
3	10	3,20	74			236,80			
4	10	3,00	55			165,00			
5	10	3,30	150			495,00			
6	14	3,35	34				113,90		
7	10	2,00	14			28,00			
8	8	2,00	30	60,00					
9	8	0,90	300	270,00					
10	8	1,25	30	37,50					
11	8	1,25	30	37,50					
12	8	1,90	30	57,00					
13	8	1,20	30	36,00					
14	8	1,20	60	72,00					
15	8	1,20	210	252,00					
16	8	0,40	15	6,00					
17	8	1,40	30	42,00					
18	8	1,60	180	288,00					
19	8	1,85	30	55,50					
20	8	0,50	30	15,00					
21	8	0,90	135	121,50					
22	8	2,00	30	60,00					
23	8	1,60	30	48,00					
24	8	1,70	15	25,50					
25	8	1,65	15	24,75					
26	8	1,35	90	121,50					
27	8	1,75	15	26,25					
28	8	1,05	15	15,75					
29	8	1,40	15	21,00					
30	16	7,25	6					43,50	
31	10	6,65	30			199,50			
32	10	5,85	30			175,50			
33	10	6,00	30			180,00			
34	16	7,90	6					47,40	
35	10	7,30	30			219,00			
36	16	2,85	6					17,10	
37	16	3,95	6					23,70	
38	10	3,72	15			55,80			
39	10	3,79	15			56,85			
40	16	4,80	6					28,80	
41	10	4,20	15			63,00			
42	10	4,20	15			63,00			
43	16	4,87	6					29,22	
44	10	4,60	15			69,00			
45	10	4,60	15			69,00			
46	16	3,30	6					19,80	
47	10	2,65	30			79,50			
48	16	7,83	6					46,98	
49	10	7,25	30			217,50			
50	16	2,60	6					15,60	

51	16	3,83	6					22,98	
52	10	3,23	30			96,90			
53	16	8,35	6					50,10	
54	10	7,80	30			234,00			
55	16	4,85	6					29,10	
56	10	4,25	30			127,50			
57	16	8,45	6					50,70	
58	10	7,90	30			237,00			
59	16	4,85	6					29,10	
60	10	4,25	30			127,50			
61	16	3,20	6					19,20	
62	16	6,35	6					38,10	
63	10	5,75	16			92,00			
64	10	7,55	16			120,80			
65	16	2,10	6					12,60	
66	10	1,50	30			45,00			
67	16	5,25	6					31,50	
68	16	5,05	6					30,30	
69	10	4,45	30			133,50			
70	16	2,15	12					25,80	
71	10	1,60	60			96,00			
72	16	6,40	6					38,40	
73	10	5,80	30			174,00			
74	16	9,25	8					74,00	
75	10	8,85	30			265,50			
76	20	5,05	6						30,30
77	10	4,40	30			132,00			
78	10	1,60	30			48,00			
79	10	1,65	30			49,50			
80	16	4,60	6					27,60	
81	16	2,05	6					12,30	
82	10	1,45	30			43,50			
83	16	6,90	6					41,40	
84	10	6,30	30			189,00			
85	10	1,30	30			39,00			
86	16	2,05	6					12,30	
87	10	1,45	30			43,50			
88	16	4,75	6					28,50	
89	10	4,15	30			124,50			
90	16	7,60	6					45,60	
91	10	7,00	30	210,00					
92	10	1,40	650	910,00					
93	10	1,60	50	80,00					
94	10	1,60	130	208,00					
95	8	0,30	2160	648,00					
96	8	0,40	180	72,00					
TOTAL	**ml / Ø**			2412,75	1408,00	6861,95	869,90	891,68	30,30
TOTAL	**kg / ml**			0,395	0,617	0,617	1,208	1,578	2,466
TOTAL	**kg / Ø**			954	869	4234	1051	1408	75
TOTAL				**1823**		**6768**			



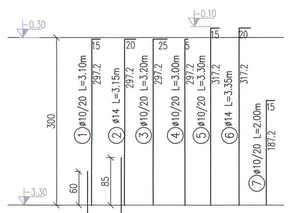

Schema generala

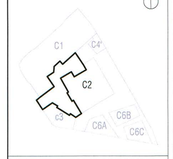

BETON ARMAT IN PERETI:
a) Clasa : C20/25;
b) Ciment: CEM IIA-32,5R;
c) Consistenta:S3;
d) Clase de expunere:XC2;
e) Clasa de cloruri:Cl 02;
f) Diametrul maxim al agregatelor:Dmax = 32mm;
g) Acoperirea armaturii: Cf. proiect;
h) Grad de impermeabilitate: P8/10.

ARMATURI PENTRU BETON
SREN 10080; STAS 438/1-89
S 255 C (OB 37);
S 355 C/ S 345 C(PC 52).

NOTA:
-Inainte de turnarea fundatiilor se va solicita avizul proiectantului de instalatii;
-La executia structurii se vor respecta prevederile din caietul de sarcini anexat la documentatie;
- In cazul aparitiei la cota de fundare a unor umpluturi accidentale, acestea vor fi excavate integral, iar in golurile rezultate se va turna beton simplu pana la cota din proiect a viitoarelor fundatii;
-Acest plan se va citi impreuna cu R1-3 mustati fundatii.

ACOPERIREA ARMATURII:
-PERETI: 25mm.

Proiectant general si de arhitectura

adn birou arhitectura
Str. Octavian, nr. 27, sector 3, Bucuresti, ROMANIA
Tel. / Fax : 021 / 3267954, J40 / 3968 / 17.03.2003, R 15290910

Proiectant restaurare

opus/atelier de arhitectură
Calea Victoriei 6 V51 sc.2 ap.42 031296 sector 3 Bucuresti
opusexpus@yahoo.com tel: 021 3217832
cif: RO16849370 cod fiscal: R 14235589

Proiectant rezistenta

incona
INCONA SRL Bucuresti
J40/6767/1991 ; R3013714
021 / 2111440

Proiectant instalatii

D&D €com
S.C. D&D EUROCOM S.R.L.
J40/14366/2004, CUI16142270
Matei Basarab 108, bl. 74, sc. 1, et. 7, ap. 29,
sector 3, Bucuresti
Tel/Fax: 031/4291982, 031/4251081
e-mail: electro@ddeurocom.ro
website: www.ddeurocom.ro

Specialitate

REZISTENTA

Verificator / Expert	Semnatura	Cerinta	Referat

Pr. Nr.	Beneficiar	Universitatea Nationala de Arte Bucuresti
P046/2009	adresa	G-ral Budisteanu, nr. 19, sect 1, Bucuresti

Titlu Proiect

EXTINDERE SI REMODELARE FUNCTIONALA SEDIUL UNIVERSITATII NATIONALE DE ARTE BUCURESTI, str. General Budisteanu 19

Set proiect	ing. Mircea Neacsu
Proiectat	ing. Alexandru Constantin
Desenat	ing. Alexandru Constantin
Verificat	ing. Mircea Neacsu

Titlu Planse

PLAN ARMARE PERETI SUBSOL EXTERIOR CORP C3

Faza	Scara	Data	
PT+DE REV.2	1:75/1:25	08.2017	R1-4


-1.30
-2.30
-3.30
-4.30
-5.30
-6.30
-7.30
-8.30
-9.30
-10.30
-11.30
-12.30
-13.30
-14.30
-15.30
-16.30
-17.30
-18.30
-19.30
-20.30
-21.30
-22.30
-23.30
-24.30
-25.30
-26.30
-27.30
-28.30
-29.30
-30.30
-31.30
-32.30
-33.30
-34.30
-35.30
-36.30
-37.30
-38.30
-39.30
-40.30
-41.30

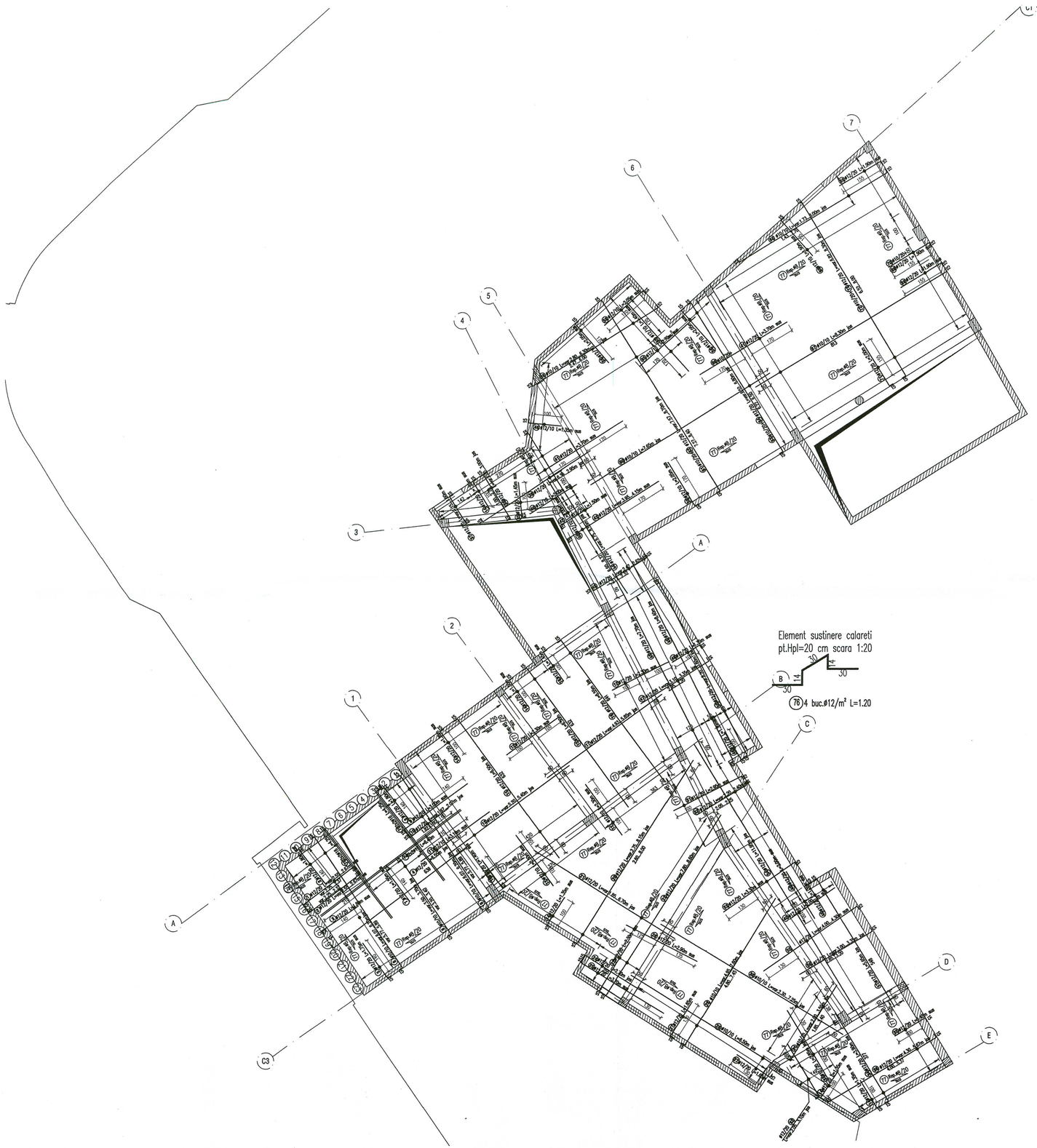

EXTRAS DE ARMATURA

M	Ø	LUNG.	BUC.	PC52			
				Ø8	Ø10	Ø12	Ø16
1	12	2.67	12			32.04	
2	12	2.97	12			35.64	
3	12	1.80	53			95.40	
4	12	6.55	19			124.45	
5	12	1.75	30			52.50	
6	10	6.20	22		136.40		
7	12	1.55	12			18.60	
8	10	3.70	23		85.10		
9	12	3.00	23			69.00	
10	12	2.07	12			24.84	
11	12	3.10	36			111.60	
12	12	2.30	137			315.10	
13	12	5.40	30			162.00	
14	12	1.35	102			137.70	
15	12	6.50	31			201.50	
16	12	1.40	2			2.80	
17	12	5.85	30			175.50	
18	12	1.45	15			21.75	
19	12	6.55	15			98.25	
20	12	8.15	21			171.15	
21	12	6.70	33			221.10	
22	12	2.30	10			23.00	
23	12	8.60	10			86.00	
24	12	2.70	6			16.20	
25	12	3.70	6			22.20	
26	12	2.90	33			95.70	
27	12	1.65	36			59.40	
28	10	7.60	57		433.20		
29	10	6.50	11		71.50		
30	10	7.25	33		239.25		
31	10	3.55	15		53.25		
32	12	3.10	9			27.90	
33	12	2.85	25			71.25	
34	12	3.90	18			70.20	
35	12	1.45	39			56.55	
36	12	5.67	16			90.72	
37	12	1.60	8			12.80	
38	12	3.00	21			63.00	
39	12	6.35	13			82.55	
40	12	2.00	24			48.00	
41	12	3.70	44			162.80	
42	12	1.50	6			9.00	
43	12	4.15	13			53.95	
44	12	8.55	9			76.95	
45	12	2.62	10			26.20	
46	12	1.35	92			124.20	
47	12	3.35	36			120.60	
48	12	7.70	8			61.60	
49	12	8.40	4			33.60	
50	12	8.20	4			32.80	
51	12	2.95	16			47.20	
52	12	2.40	30			72.00	
53	12	3.30	18			59.40	
54	12	12.00	8			96.00	
55	12	4.30	26			111.80	
56	12	3.35	25			83.75	
57	12	5.65	6			33.90	
58	12	2.05	160			328.00	
59	10	6.30	25		157.50		
60	10	7.65	63		481.95		
61	10	8.70	27		234.90		
62	12	8.70	27			234.90	
63	12	6.80	10			68.00	
64	12	6.80	10			68.00	
65	12	2.70	36			97.20	
66	10	3.70	31		114.70		
67	10	8.30	61		506.30		
68	10	8.00	15		120.00		
69	12	1.90	111			210.90	
70	10	1.90	6		11.40		
71	12	2.00	40			80.00	
72	10	8.30	40		332.00		
73	12	8.30	40			332.00	
74	16	6.40	4				25.60
75	16	4.25	8				34.00
76	12	1.20	1000			1200.00	
77	8	ml	1130	1130.00			
TOTAL	**ml / Ø**			1130.00	2977.45	6721.14	59.60
TOTAL	**kg / ml**			0.395	0.617	0.888	1.578
TOTAL	**kg / Ø**			447	1838	5969	95
TOTAL					**8349**		

Schema generala

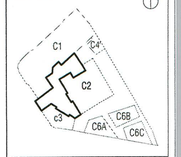

BETON ARMAT IN PLACI:
a) Clasa : C20/25;
b) Ciment: CEM IIA-32,5R;
c) Consistenta:S3;
d) Clase de expunere:XC2;
e) Clasa de cloruri:Cl 02;
f) Diametrul maxim al agregatelor:Dmax = 32mm;
g) Acoperirea armaturii: Cf. proiect;
h) Grad de impermeabilitate: P8/10.

ARMATURI PENTRU BETON
SREN 10080; STAS 438/1-89
S 255 C (OB 37);
S 355 C/ S 345 C(PC 52).

NOTA:
-Inainte de turnarea fundatiilor se va solicita avizul proiectantului de instalatii;
-La executia structurii se vor respecta prevederile din caietul de sarcini anexat la documentatie;
- In cazul aparitiei la cota de fundare a unor umpluturi accidentale, acestea vor fi excavate integral, iar in golurile rezultate se va turna beton simplu pana la cota din proiect a vilitoarelor fundatii;
-Acest plan se va citi impreuna cu R1-1 Detalii fundatii.

CATEGORIA DE IMPORTANTA C -NORMALA

ACOPERIREA ARMATURII:
-placi: 15mm.

Proiectant general si de arhitectura

birou arhitectura
Str.Octavian, nr.27, sector3, Bucuresti,ROMANIA
Tel. / Fax : 021 / 3261954, J40 / 3968 / 17.05.2003, R 15292910

Proiectant restaurare

opus/atelier de arhitectură
Calea Vitan B V51 sc.2 ap.42 031266 sector 3 Bucuresti
simionopus@yahoo.com tel 021 3217632
nr. J40/9662/2001 cod fiscal: R 14252686

Proiectant rezistenta

INCONA SRL Bucuresti
J40/5737/ 1991 ; R3013714
021 / 2111440

Proiectant instalatii

S.C. D&D EUROCOM S.R.L.
J40/14389/2004, CUI16743973,
Matei Basarab 108, bl. 74, sc. 1, et. 7, ap. 25,
sector 3, Bucuresti
Tel/Fax: 021/4231582, 0214231581
e-mail: electrice@ddeurocom.ro
website: www.ddeurocom.ro

Specialitate

REZISTENTA

Verificator / Expert	Semnatura	Cerinta	Referat
Neacsu Ion		/A1,A2	/2011

Pr. Nr.	Beneficiar	Universitatea Nationala de Arte Bucuresti
P046/2009	adresa	G-ral Budisteanu, nr. 19, sect 1, Bucuresti

Titlu Proiect

EXTINDERE SI REMODELARE FUNCTIONALA SEDIUL UNIVERSITATII NATIONALE DE ARTE BUCURESTI, str. General Budisteanu 19

Sef proiect	Ing. Mircea Neacsu	
Proiectat	Ing. Alexandru Lazarolu	
Desenat	Ing. Adreea Pascu	
Verificat	Ing. Mircea Neacsu	

Titlu Plansa

PLAN ARMARE PLACA PESTE SUBSOL EXTERIOR CORP C3

Faza	Scara	Data	
PT+DE REV.1	1:75	04.2013	R2-1

NEACSU GR. ION ROMANIA INLPAT NR. 0574 A1;A2 INGINER VERIFICATOR PROIECTE

Acest proiect contine date si informatii ce sunt proprietatea biroului de arhitectura si nu pot fi folosite sau reproduse fara acordul scris al acestuia.

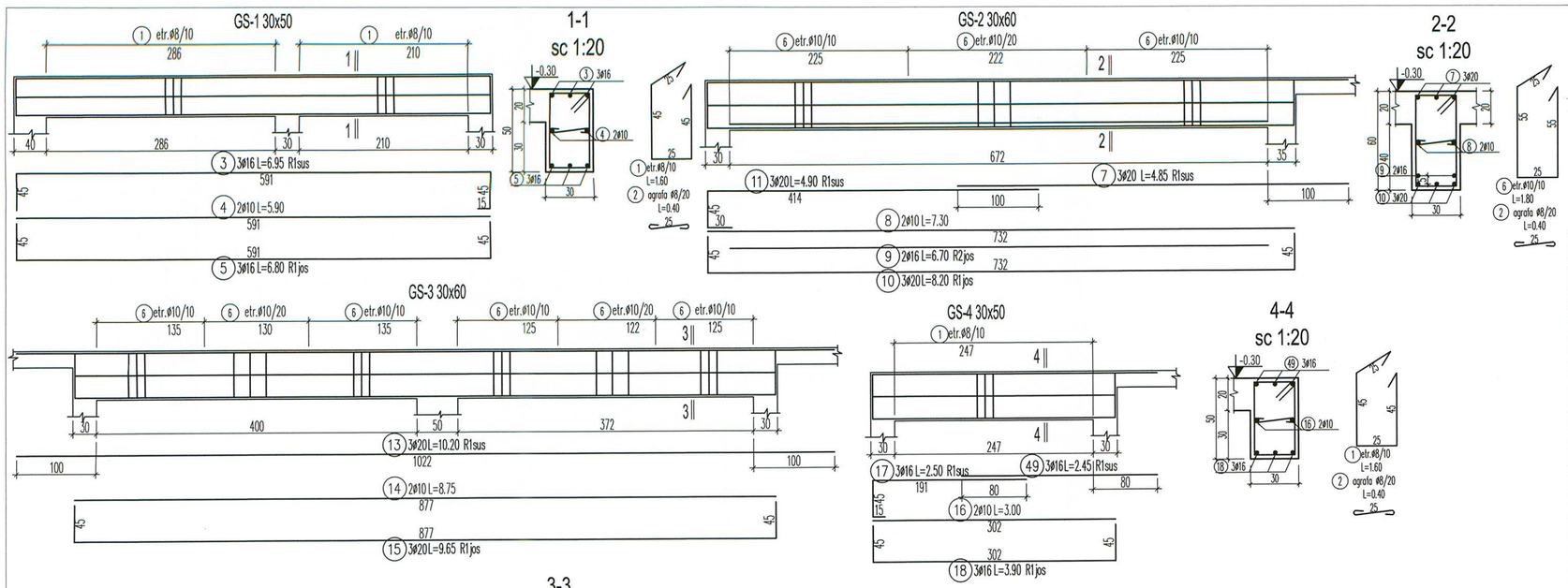

EXTRAS ARMARE

M	Ø	LUNG.	BUC.	OB37		PC52		
				Ø8	Ø10	Ø10	Ø16	Ø20
1	8	1,60	135	216,00				
2	8	0,40	370	148,00				
3	16	6,95	3				20,85	
4	10	5,90	2			11,80		
5	16	6,80	3				20,40	
6	10	1,80	445		801,00			
7	20	4,85	3					14,55
8	10	7,30	2			14,60		
9	16	6,70	2				13,40	
10	20	8,20	3					24,60
11	20	4,90	3					14,70
12	10	0,70	28		19,60			
13	20	10,20	3					30,60
14	10	8,75	2		17,50			
15	20	9,65	3					28,95
16	16	3,00	6				18,00	
17	10	2,50	2			5,00		
18	16	3,90	3				11,70	
19	16	2,80	3				8,40	
20	10	3,55	2			7,10		
21	16	4,45	3				13,35	
22	10	1,60	65		104,00			
23	20	5,15	6					30,90
24	10	7,85	2			15,70		
25	16	4,70	2				9,40	
26	20	8,75	3					26,25
27	20	4,35	6					26,10
28	10	6,15	2			12,30		
29	20	5,40	2					10,80
30	20	7,05	3					21,15
31	16	3,60	3				10,80	
32	10	11,90	2			23,80		
33	16	5,25	3				15,75	
34	20	9,65	3					28,95
35	20	11,35	3					34,05
36	20	11,55	3					34,65
37	10	10,55	2			21,10		
38	20	8,45	3					25,35
39	16	4,30	6				25,80	
40	10	6,30	2			12,60		
41	16	5,75	2				11,50	
42	20	7,20	3					21,60
43	20	4,05	6					24,30
44	10	5,60	2			11,20		
45	20	6,70	3					20,10
46	20	4,15	6					24,90
47	10	6,15	2			12,30		
48	20	7,05	3					21,15
49	16	2,45	3				7,35	
50	16	2,70	3				8,10	
51	20	7,40	2					14,80
52	20	5,60	2					11,20
TOTAL	ml / Ø			364,00	942,10	147,50	194,80	489,65
TOTAL	kg / ml			0,395	0,617	0,617	1,578	2,466
TOTAL	kg / Ø			144	582	92	308	1208
TOTAL				726			1608	

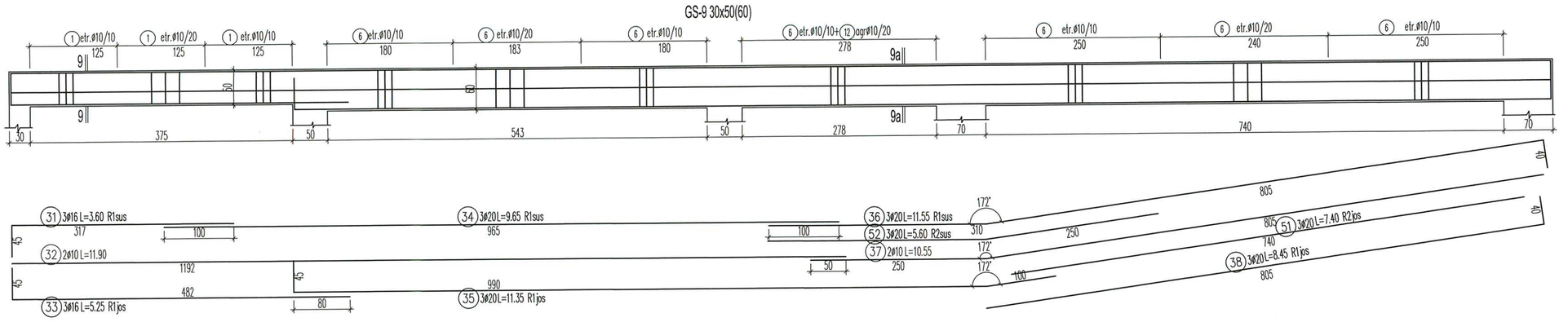



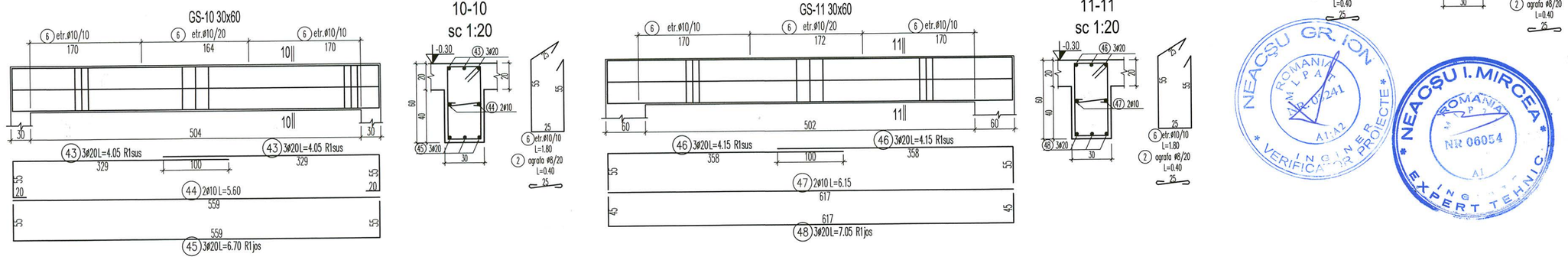

Schema generala

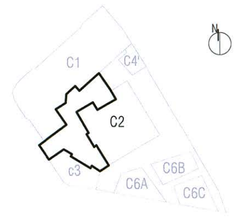

BETON ARMAT :
a) Clasa : C20/25;
b) Ciment: CEM IIA-32,5R;
c) Consistenta:S3;
d) Clase de expunere:XC2;
e) Clasa de cloruri:Cl 02;
f) Diametrul maxim al agregatelor:Dmax = 32mm;
g) Acoperirea armaturii: Cf. proiect;
h) Grad de impermeabilitate: P8/10.

ARMATURI PENTRU BETON
SREN 10080; STAS 438/1-89

S 255 C (OB 37);
S 355 C/ S 345 C(PC 52).

NOTA:
-Inainte de turnarea fundatiilor se va solicita avizul proiectantului de instalatii;
-La executia structurii se vor respecta prevederile din caietul de sarcini anexat la documentatie;
- In cazul aparitiei la cota de fundare a unor umpluturi accidentale, acestea vor fi excavate integral, iar in golurile rezultate se va turna beton simplu pana la cota din proiect a viitoarelor fundatii;

CATEGORIA DE IMPORTANTA C -NORMALA

ACOPERIREA ARMATURII:
-grinzi: 25mm

Acest proiect este o proprietate ADN BIROU ARHITECTURA si asupra lui se pot exercita drepturile de autor conform legii. Este interzisa folosirea lui partiala sau totala fara acordul scris al autorului.

Proiectant general si de arhitectura
birou arhitectura
Str. Octavian, nr. 27, sector 3, Bucuresti, ROMANIA
Tel./Fax : 021 / 3267954, J40 / 3968 / 17.03.2003, R 15293910

Proiectant restaurare
opus/atelier de arhitectură
Calea Vitan 8 V51 sc.2 ap.42 031296 sector 3 Bucuresti
atelieropus@yahoo.com tel 021 3217632
nr. J40/8663/2001 cod fiscal: R 14235686

Proiectant rezistenta
Incona
INCONA SRL Bucuresti
J40/6707/ 1991 ; R3013714
021 / 2111440

Proiectant instalatii
D&D Ecom
S.C. D&D EUROCOM S.R.L.
J40/14388/2004, CUI16742073,
Matei Basarab 108, bl. 74, sc. 1, et. 7, ap. 29, sector 3, Bucuresti
Tel/Fax: 031/4251982, 031/4251981
e-mail: electrice@ddeurocom.ro
website: www.ddeurocom.ro

Specialitate
REZISTENTA

Verificator / Expert	Semnatura	Cerinta	Referat

Pr. Nr. P046/2009
Beneficiar Universitatea Nationala de Arte Bucuresti
adresa G-ral Budisteanu, nr. 19, sect 1, Bucuresti

Titlu Proiect
EXTINDERE SI REMODELARE FUNCTIONALA SEDIUL UNIVERSITATII NATIONALE DE ARTE BUCURESTI, str. General Budisteanu 19

Sef proiect	ing. Mircea Neacsu	
Proiectat	ing. Alexandru Constantin	
Desenat	ing. Alexandru Constantin	
Verificat	ing. Mircea Neacsu	

Titlu Plansa
PLAN ARMARE GRINZI PESTE SUBSOL EXTERIOR CORP C3

Faza	Scara	Data	
PT+DE REV.2	1:50 1:25	08.2017	R2-2

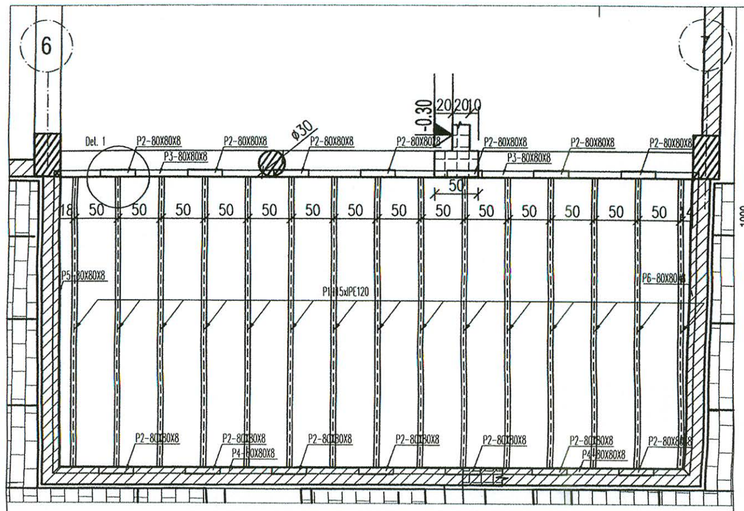

PLAN SCARA METALICA
Scara 1:20

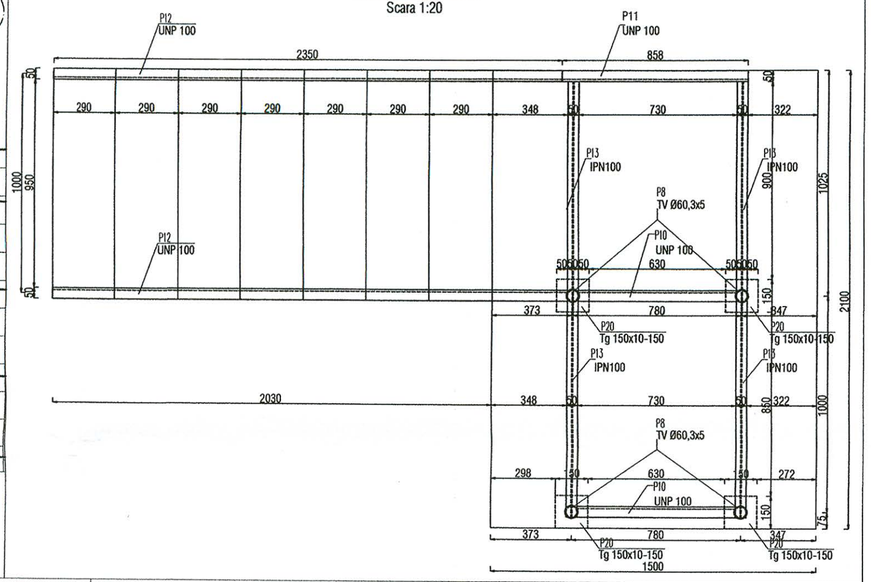

Sectiune A - A
Scara 1:20

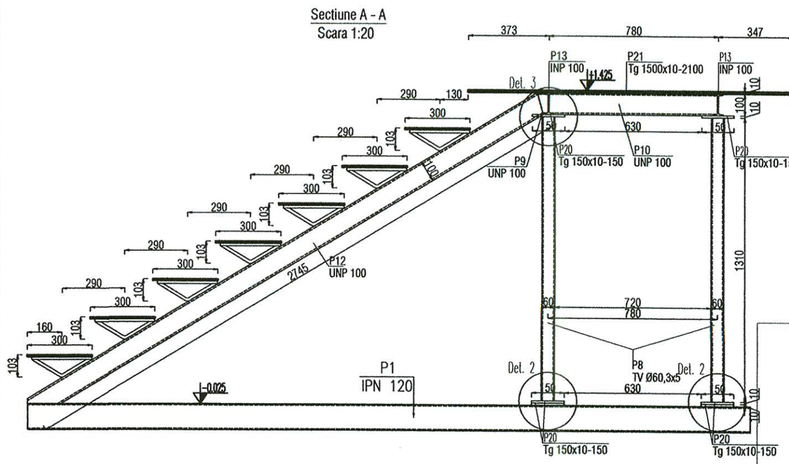

DETALIU 1
Sc. 1:5

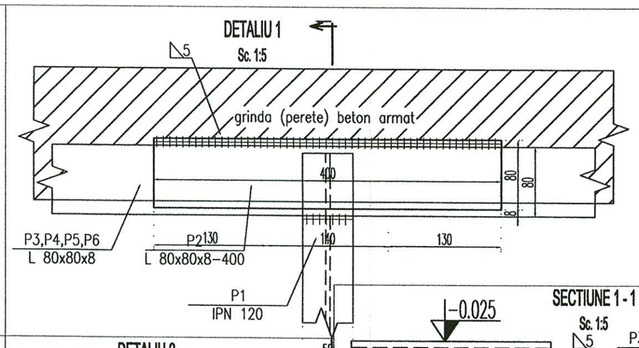

SECTIUNE 1-1
Sc. 1:5

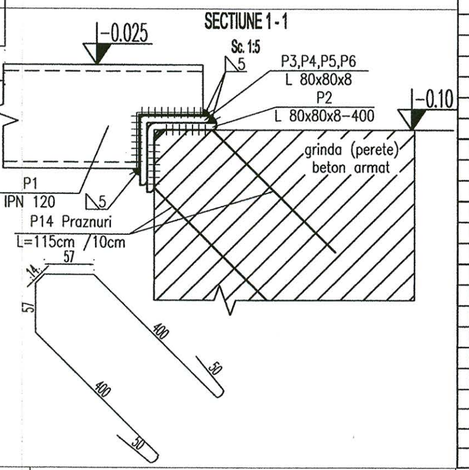

DETALIU 2
Sc. 1:5

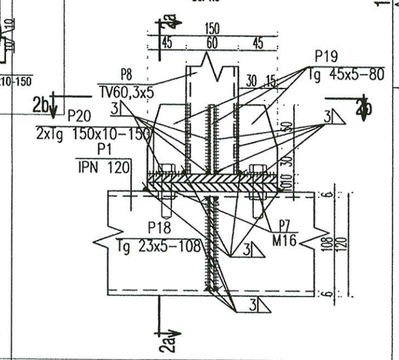

Sectiune 2a - 2a
Sc. 1:5

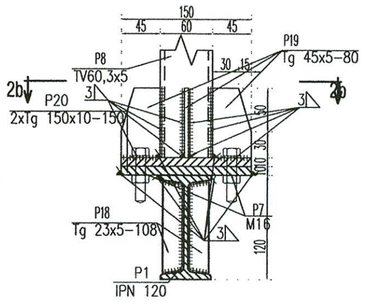

Sectiune 2b - 2b
Sc. 1:5

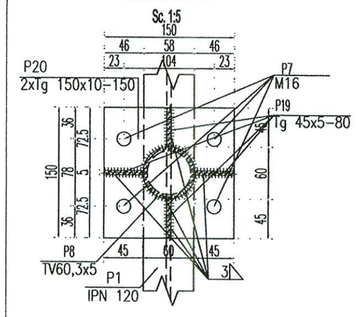

DETALIU 3
Sc. 1:5

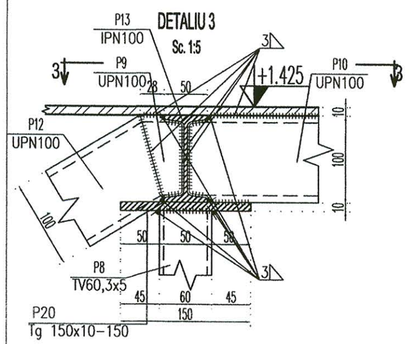

Sectiune 3 - 3
Sc. 1:5

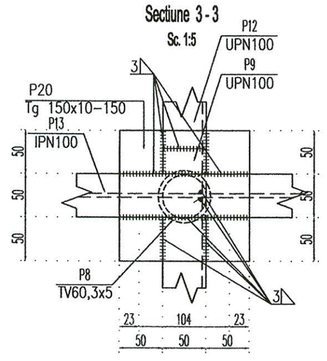

DETALIU TREPTE
Sc. 1:5

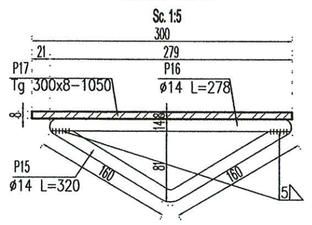

Schema generala

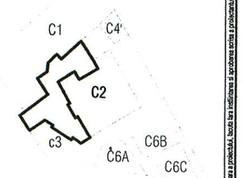

ARMATURI PENTRU BETON
SREN 10080; STAS 438/1-89
S 255 C (OB 37);
S 355 C/ S 345 C(PC 52).

NOTA:
-Inainte de turnarea fundatiilor se va solicita avizul proiectantului de instalatii;
-La executia structurii se vor respecta prevederile din caietul de sarcini anexat la documentatie;
- In cazul aparitiei la cota de fundare a unor umpluturi accidentale, acestea vor fi excavate integral, iar in golurile rezultate se va turna beton simplu pana la cota din proiect a viitoarelor fundatii;
-Acest plan se va citi impreuna cu R1-1 Detalii fundatii.

CATEGORIA DE IMPORTANTA C -NORMALA

ACOPERIREA ARMATURII:
-grinzi: 25mm
-placi: 15mm

NEACSU GR. ION
ROMANIA MLPAT
AR 05241
A1;A2
INSINER VERIFICATOR PROIECTE

Extras laminate

Poz.	Denumire piesa	Buc.	Sectiune (mm)	Lungime (mm)	Greutate kg/ml	Greutate kg/buc.	Calit. Mat.	Greutate totala
P1	profil	15	IPE 120	3483	10.40	36.2	S 235 JR (OL37.2)	543.3
P2	profil	14	L80x80 x8	400	9.63	3.9		53.9
P3	profil	1	L80x80 x8	7458	9.63	71.8		71.8
P4	profil	1	L80x80 x8	7347	9.63	70.8		70.8
P5	profil	1	L80x80 x8	3493	9.63	33.6		33.6
P6	profil	1	L80x80 x8	3481	9.63	33.5		33.5
P7	surub	16	M x16	120	1.58	0.2		3.0
P8	teava	4	ø60,3 x5	1310	6.82	8.9		35.7
P9	profil	1	UNP 100	50	10.60	0.5		0.5
P10	profil	2	UNP 100	776	10.60	8.2		16.5
P11	profil	1	UNP 100	858	10.60	9.1		9.1
P12	profil	2	UNP 100	2745	10.60	29.1		58.2
P13	profil	2	UNP 100	2000	10.60	21.2		42.4
P14	bara PC	56	ø 12	1150	0.89	1.0		57.2
P15	bara OB	7	ø 14	320	1.21	0.4		2.7
P16	bara OB	7	ø 14	278	1.21	0.3		2.4
P17	Tabla	7	300 x8	1050	18.84	19.8		138.5
P18	Tabla	8	23 x5	108	0.90	0.1		0.8
P19	Tabla	16	45 x5	80	1.77	0.1		2.3
P20	Tabla	12	15 x10	150	1.18	0.2		2.1
P21	Tabla	1	1500 x10	2100	117.75	247.3		247.3
Total [kg]								1426
Electrozi 1.2% [kg]								17.1
Grund 0.4% [kg]								5.7
Total greutate [kg]								1448

Acest proiect este proprietatea intelectuala a birourilor de arhitectura si nu poate fi folosit in scopuri comerciale fara acordul scris al acestora. Conform Legii 8/1996 privind dreptul de autor si drepturile conexe, art. 72 (1) Constituie contravenţie şi se sancţionează cu amendă de la 2.500 lei la 5.000 lei următoarele fapte, dacă nu au fost săvârşite în astfel de condiţii încât, potrivit legii penale, să fie considerate infracţiuni: a) reproducerea, fără drept, a unei opere sau a unei părţi din aceasta, ori a unei lucrări derivate, a unei baze de date sau a unei părţi din acestea, indiferent de modul de realizare sau de procedeul folosit, precum şi de suportul pe care se află stocate, dacă fapta nu este supusă unei sancţiuni mai grave;

Proiectant general si de arhitectura

adn birou arhitectura
Str. Octavian, nr. 27, sector 3, Bucuresti, ROMANIA
Tel./Fax : 021 / 3267954, J40 / 3968 / 17.03.2003, R 15293910

Proiectant restaurare

opus/atelier de arhitectură
Calea Vitan 8 V51 sc.2 ap.42 031296 sector 3 Bucuresti
atelieropus@yahoo.com tel 021 3217632
nr. J40/8663/2001 cod fiscal: R 14235686

Proiectant rezistenta

Incona
INCONA SRL Bucuresti
J40/6707/ 1991 ; R3013714
021 / 2111440

Proiectant instalatii

D&D €com
S.C. D&D EUROCOM S.R.L.
J40/14388/2004, CUI16742073,
Matei Basarab 108, bl. 74, sc. 1, et. 7, ap. 29, sector 3, Bucuresti
Tel/Fax: 031/4251982, 031/4251981
e-mail: electrice@ddeurocom.ro
website: www.ddeurocom.ro

Specialitate

REZISTENTA

Verificator / Expert	Semnatura	Cerinta	Referat

Pr. Nr.	Beneficiar	Universitatea Nationala de Arte Bucuresti
P046/2009	adresa	G-ral Budisteanu, nr. 19, sect 1, Bucuresti

Titlu Proiect
EXTINDERE SI REMODELARE FUNCTIONALA SEDIUL UNIVERSITATII NATIONALE DE ARTE BUCURESTI, str. General Budisteanu 19

Sef proiect	ing. Mircea Neacsu	
Proiectat	ing. Alexandru Lazaroiu	
Desenat	ing. Alexandru Lazaroiu	
Verificat	ing. Mircea Neacsu	

Titlu Plansa
PLAN LUMINATOR SI SCARA METALICA SUBSOL EXTERIOR CORP C3

Faza	Scara	Data	
PT+DE	1:75	10.2012	R2-3

Plan scara metalica subsol cota -3.60
sc.1:20

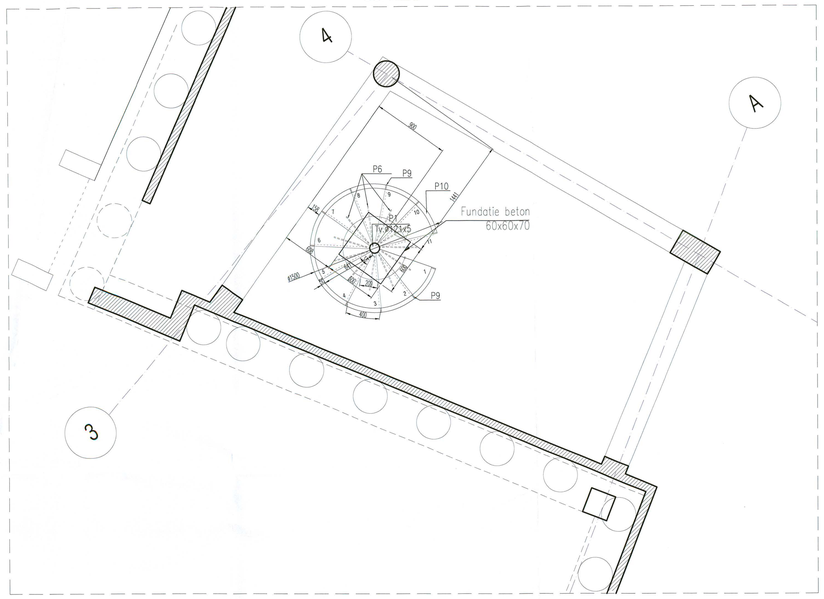

Plan scara metalica subsol cota +0.20
sc.1:20

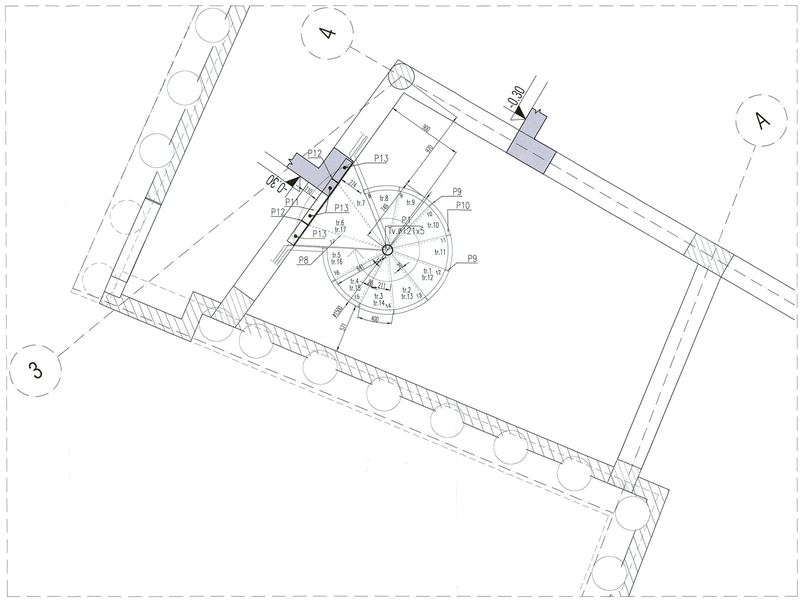

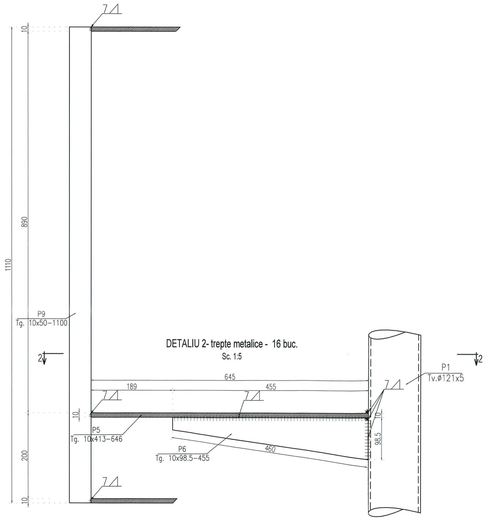

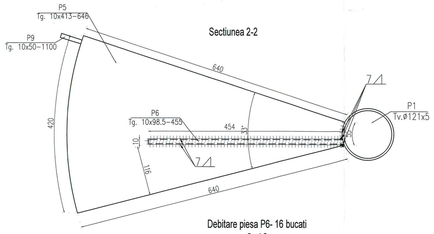

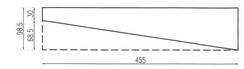

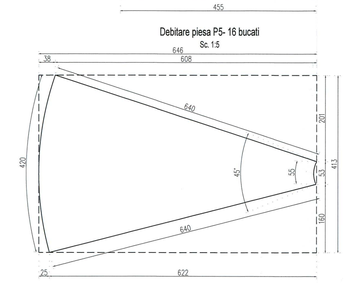

DETALIU1-Prindere stalpTv.Ø121x5 cu fundatia de beton la cota -3.60 - 1buc.
Sc. 1:5

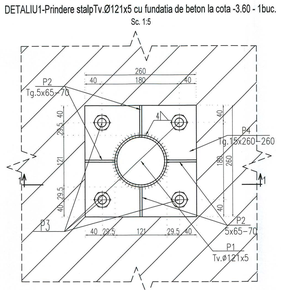

DETALIU 3- vang podest - 1 buc.
Sc. 1:5

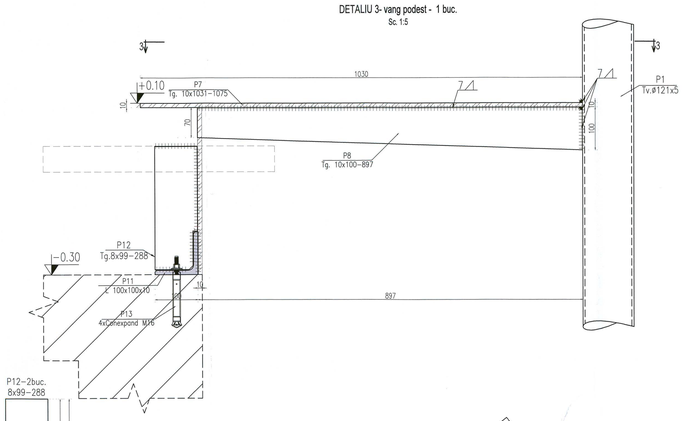

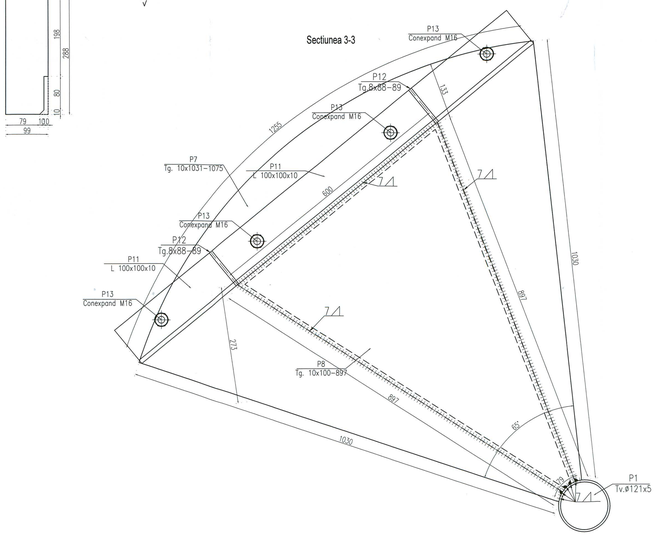

Debitare piesa P8- 1 bucata
Sc. 1:5

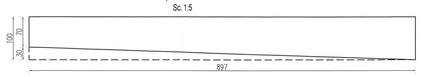

Debitare piesa P7- 1 bucata
Sc. 1:5

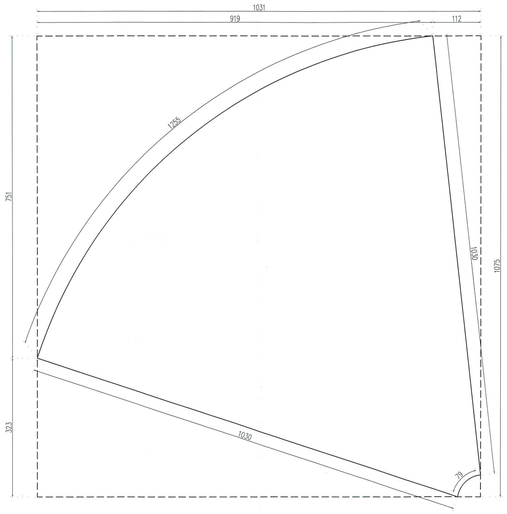

NOTA:
-La executia structurii se vor respecta prevederile din caietul de sarcini anexat la documentatie.
-Clasa de importanta "C"-normala.
-Confectia metalica se va proteja anticoroziv si la foc.
-Acolo unde nu este specificat, grosimea sudurii de imbinare intre doua elemente va fi $0.7t_{min}$ unde t_{min} este grosimea minima a pieselor aflate in contact;
-Toate cotele (dimensiunile) se vor verifica de catre firma executanta inainte de debitarea elementelor si inceperea lucrarilor, iar diferentele constatate se vor clarifica
cu proiectantul de structura;
-Toate dimensiunile de baza se vor determina la fata locului in functie de pozitia buloanelor de ancora;
-Modificarile sunt permise numai cu acordarea si acordul scris al proiectantului.
-Planurile se citesc impreuna cu plansele de Arhitectura.

MATERIALE:
Otel: S235 JR

EXTRAS LAMINATE

Pozitie	Sectiune	Lungime [mm]	Nr.buc./elem	Masa [Kg] kg/ml	kg/buc	kg/elem	Calitate material
P1	Tvø121x10	3400	1	27,40	93,16	93,16	S235JR
P2	Tg5x65	70	2	2,55	0,18	0,36	
P3	Surub M20x715	715	4	2,47	1,77	7,06	
P4	Tg15x260	260	1	30,62	7,96	7,96	
P5	Tg10x413	646	16	32,42	20,94	335,10	
P6	Tg10x98,5	455	16	7,73	3,52	56,29	
P7	Tg10x1031	1075	1	80,93	87,00	87,00	
P8	Tg10x100	897	1	7,85	7,04	7,04	
P9	Tg10x50	1100	17	3,93	4,32	73,40	
P10	Tg5x50	11360	1	1,96	22,29	22,29	
P11	L100x100x10	1180	1	15,00	17,70	17,70	
P12	Tg8x99	288	2	6,22	1,79	3,58	
P13	Conexpand M16	180	4	1,58	0,28	1,14	
TOTAL						713	kg
ELECTROZI (1,5%)						11	kg
GRUND (0,4%)						3	kg
TOTAL/1buc						**727**	kg

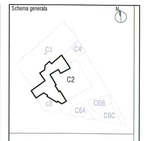

BETON ARMAT:
a) Clasa : C20/25;
b) Ciment: CEM IIA-32,5R;
c) Consistenta:S3;
d) Clase de expunere:XC2;
e) Clasa de cloruri:Cl 02;
f) Diametrul maxim al agregatelor:Dmax = 32mm;
g) Acoperirea armaturii: Cf. proiect;
h) Grad de impermeabilitate: P8/10.

BETON SIMPLU EGALIZARI :
a) Clasa : C8/10
b) Ciment: CEM IIA-32,5R

ARMATURI PENTRU BETON
SREN 10080; STAS 438/1-89
S 255 C (OB 37);
S 355 C/ S 345 C(PC 52).

NOTA:
-Inainte de turnarea fundatiilor se va solicita avizul proiectantului de instalatii;
-La executia structurii se vor respecta prevederile din caietul de sarcini anexat la documentatie;
- In cazul aparitiei la cota de fundare a unor umpluturi accidentale, acestea vor fi excavate integral, iar in golurile rezultate se va turna beton simplu pana la cota din proiect a vitoarelor fundatii;
-Acest plan se va citi impreuna cu R1-1 Detalii fundatii.

CATEGORIA DE IMPORTANTA C -NORMALA

ACOPERIREA ARMATURII:
-fundatie: 35mm.

Proiectant general si de arhitectura
adn birou arhitectura
Str. Dorobanti, nr.37, sector1, Bucuresti,ROMANIA
Tel./Fax : 021 / 3307804, +40 / 0968 / 1 / 3120303, fr. 19292810

Proiectant restaurare
opus/atelier de arhitectură
Calea Victoriei 9, 101 sc.2 ap.42 320288 sector 3 Bucuresti
mobil:0722 / 320288 opus@xnet.ro cod RO 18172810
RO40RZBR0000060013001 cont bancar fr 14200000

Proiectant rezistenta
Arcona Engineering SRL Bucuresti
J40/6731/1991, RO9157714
IDT:2191540

Proiectant instalatii
S.C. D&D EUROCOM S.R.L.
J40/14983/2004, CUI16781975,
Mate Basarab 109, bl. 74, sc.1, et.7, ap.28,
sector 3, Bucuresti, cod 032.
Tel/Fax: 021-610.0992; 031-423.1381
e-mail: electrica@ddeurocom.ro
website: www.ddeurocom.ro

Specialitate
REZISTENTA

Verificator / Expert	Semnatura	Cantrib	Referat
Neacsu Ion		A1,A2	/2011

Pr. Nr.	Beneficiar	Universitatea Nationala de Arte Bucuresti
P046/2009	adresa	G-ral Budisteanu, nr. 19, sect 1, Bucuresti

Titlu Proiect
EXTINDERE SI REMODELARE FUNCTIONALA SEDIUL UNIVERSITATII NATIONALE DE ARTE BUCURESTI, str. General Budisteanu 19

Sef proiect	Ing. Mircea Neacsu	
Intocmit	Ing. Andreea Pascu	
Verificat	Ing. Mircea Neacsu	

Titlu Planse
PLAN SCARA METALICA
CURTE ENGLEZA
SUBSOL EXTERIOR CORP C3

Faza	Scara	Data	
PT-DE PAC.2	1:50/1:25 S.N.	11.2016	R2-4

Pozitionare goluri in pereti si grinzi peste subsolul exterior.
Practicare goluri in planseul de peste subsol si in peretii de zidarie- corp C3
Sc. 1:50

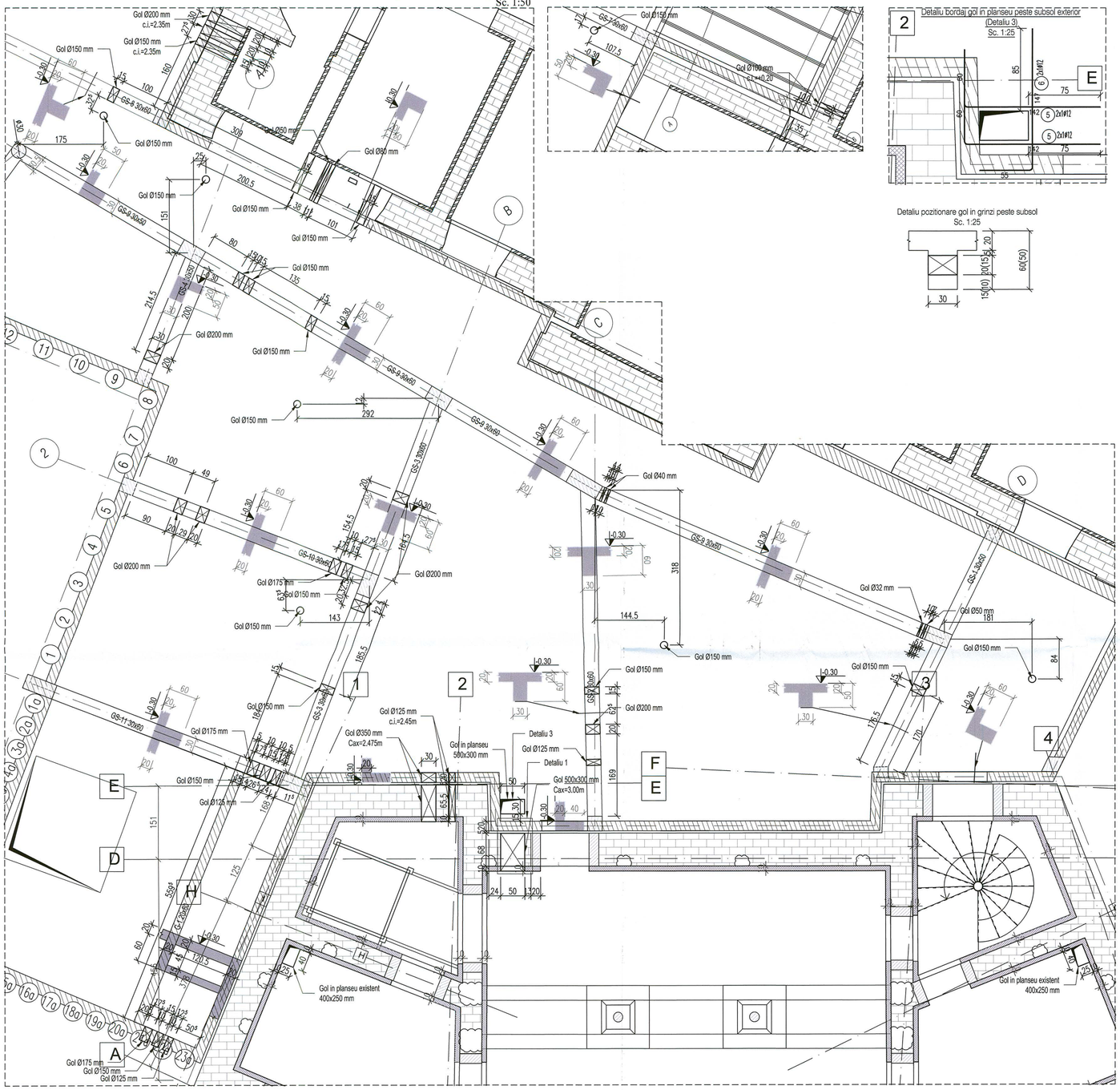

Detaliu pozitionare gol in grinzi peste subsol
Sc. 1:25

Bordaj gol 30x50 in perete zidarie subsol - 1 buc.
(Detaliu 1)
Sc. 1:25

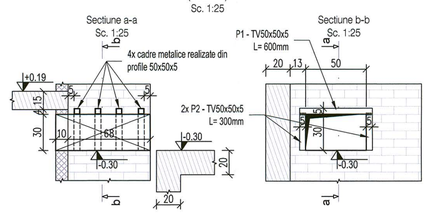

Bordaj gol 25x40 in perete zidarie supanta parter - 2 buc.
(Detaliu 2)
Sc. 1:25

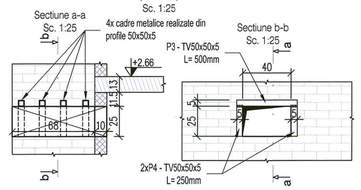

Extras laminate bordaj pereti zidarie

Poz.	Denumire piesa	Buc.	Lungime (mm)	Greutate kg/ml	Greutate kg/buc.	Calit. Mat.	Greutate totala
P1	TV 50x50x5	4	600	6,56	3,94	S 235 JR (OL37.2)	15,74
P2	TV50x50x5	8	300	6,56	1,97	S 235 JR (OL37.2)	15,74
P1	TV 50x50x5	8	500	6,56	3,28	S 235 JR (OL37.2)	26,24
P2	TV50x50x5	16	250	6,56	1,64	S 235 JR (OL37.2)	26,24
Total [kg]							83,97
Electrozi 1.2% [kg]							1,01
Grund 0.4% [kg]							0,34
Total greutate [kg]							**85,31**

Plan armare canal trecere conducte canalizare. Armare grinda G-1
Sc. 1:50

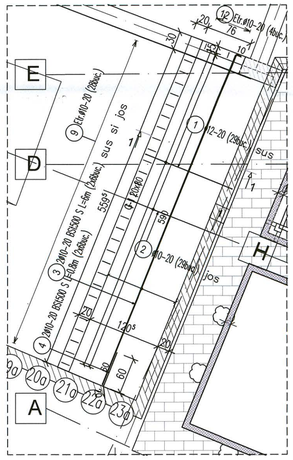

EXTRAS DE ARMARE

Nº	Ø	Lungime	Bucati	Otel	Total Lungime	Total Greutate	Detaliu de bara
1	12	1.760	29	BSt500 S	51.040	45.32	156
2	10	1.760	29	BSt500 S	51.040	31.49	156
3	10	6.000	12	BSt500 S	72.000	44.42	590
4	10	0.800	12	BSt500 S	9.600	5.92	60 20
5	12	2.020	4	BSt500 S	8.080	7.18	142
6	12	2.020	2	BSt500 S	4.040	3.59	147
7	16	6.460	4	BSt500 S	25.840	40.78	586
8	10	5.860	6	BSt500 S	35.160	21.69	586
9	10	2.000	56	PC 52	112.000	69.10	75 15
10	16	1.200	4	BSt500 S	4.800	7.57	120
11	10	0.800	6	BSt500 S	4.800	2.96	80
12	10	1.900	4	PC 52	7.600	4.69	75 20
		OB37					PC52

	Ø5	Ø8	Ø10	Ø8	Ø10	Ø12	Ø14	Ø16	Ø20	Ø25
Lungime[m]	0	0	0	0	119.6	0	0	0	0	0
Greutate[kg]	0	0	0	0	73.79	0	0	0	0	0
					BSt500 S					

	Ø8	Ø10	Ø12	Ø14	Ø16	Ø18	Ø20	Ø22	Ø25	Ø28	Ø32
Lungime[m]	0	172.60	63.16	0	30.64	0	0	0	0	0	0
Greutate[kg]	0	106.48	56.09	0	48.35	0	0	0	0	0	0
								Masa Totala(kg)		284.71	

Practicare goluri in pereti parter - corp C3
Sc. 1:50

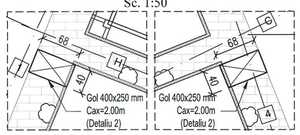

Schema generală

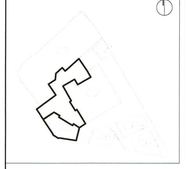

1) La executia structurii se vor respecta prevederile din caietul de sarcini anexat documentatiei.
2) Inainte de turnarea peretilor si placilor se va solicita avizul proiectantilor de arhitectura si de instalatii.
3) La pozitionarea golurilor nu se vor taia etrierii sau armaturile curente ale grinzilor sau peretilor ci se vor deplasa la limita golului.
4) Golurile din grinzi si pereti se vor borda cu teava metalica. Etrierii se vor deplasa pana la limita tevii metalice.
5) La practicarea golurilor in structura existenta, pentru a nu se taia accidental barele de armatura, se va realiza un sondaj pentru descoperirea pozitiei reale a barelor - prin spargerea locala a acoperirii cu beton a armaturii pe ambele fete ale elementului.
6) Golurile in grinzi se vor pozitiona la 5 cm fata de intradosul placii de beton armat, iar pentru tevile cu panta, se va mari, treptat, aceasta distanta fata de intradosul placii.

MEACSU CRISTIAN ION
ROMÂNIA
NR. 0577
ARHITECT
VERIFICATOR PROIECTE

Proiectant general şi de arhitectură

birou arhitectura
Str. Dalavian, nr.27, sector3, Bucuresti, ROMANIA
Tel./Fax: 021 / 3267654, J40 / 3968 / 17.03.2003, R 15299910

Proiectant restaurare

opus/atelier de arhitectură
Calea Vitan 6 V51 sc.2 ap.42 031206 sector 3 Bucureşti
delavopus@yahoo.com tel 021 3217532
nr.J40/8663/2001 cod fiscal: RO 14235686

Proiectant rezistenţă

INCONA SRL Bucureşti
J40/67077/ 1991 ; R3013714
021 / 2111440

Proiectant instalaţii

S.C. D&D EUROCOM S.R.L.
J40/14992/04, CUI:R16747573,
Matei Basarab 109, bl.74, sc.1, et.7, ap.29, sector 3, Bucuresti
tel/Fax: 0314251592, 0314251591
e-mail: electrical@ddeurocom.ro
website: www.ddeurocom.ro

Specialitate

STRUCTURA

Verificator / Expert	Semnătura	Cerinţa	Referat

Pr. Nr. 04.06/2009

Beneficiar: Universitatea Naţională de Arte Bucureşti
Gral Budişteanu, nr. 19, Sect 1, Bucureşti

Titlu Proiect:
EXTINDERE ŞI REMODELARE FUNCTIONALĂ SEDIUL UNIVERSITĂŢII NAŢIONALE DE ARTE BUCUREŞTI,
str. General Budişteanu 19

Şef proiect	ing. Mircea Neacşu	
Proiectat	ing. A. Constantin	
Desenat	ing. A. Constantin	
Verificat	ing. Mircea Neacşu	

Titlu Planşă:
Plan goluri in grinzi, pereti si planseu peste subsol exterior si subsol corp C3.
Bordaj goluri in placa si pereti de zidarie.
Armare canal trecere conducte canalizare

Faza PT +DE	Scara	Data	
REV.2	1:50 / 1:25	08.2017	RG1

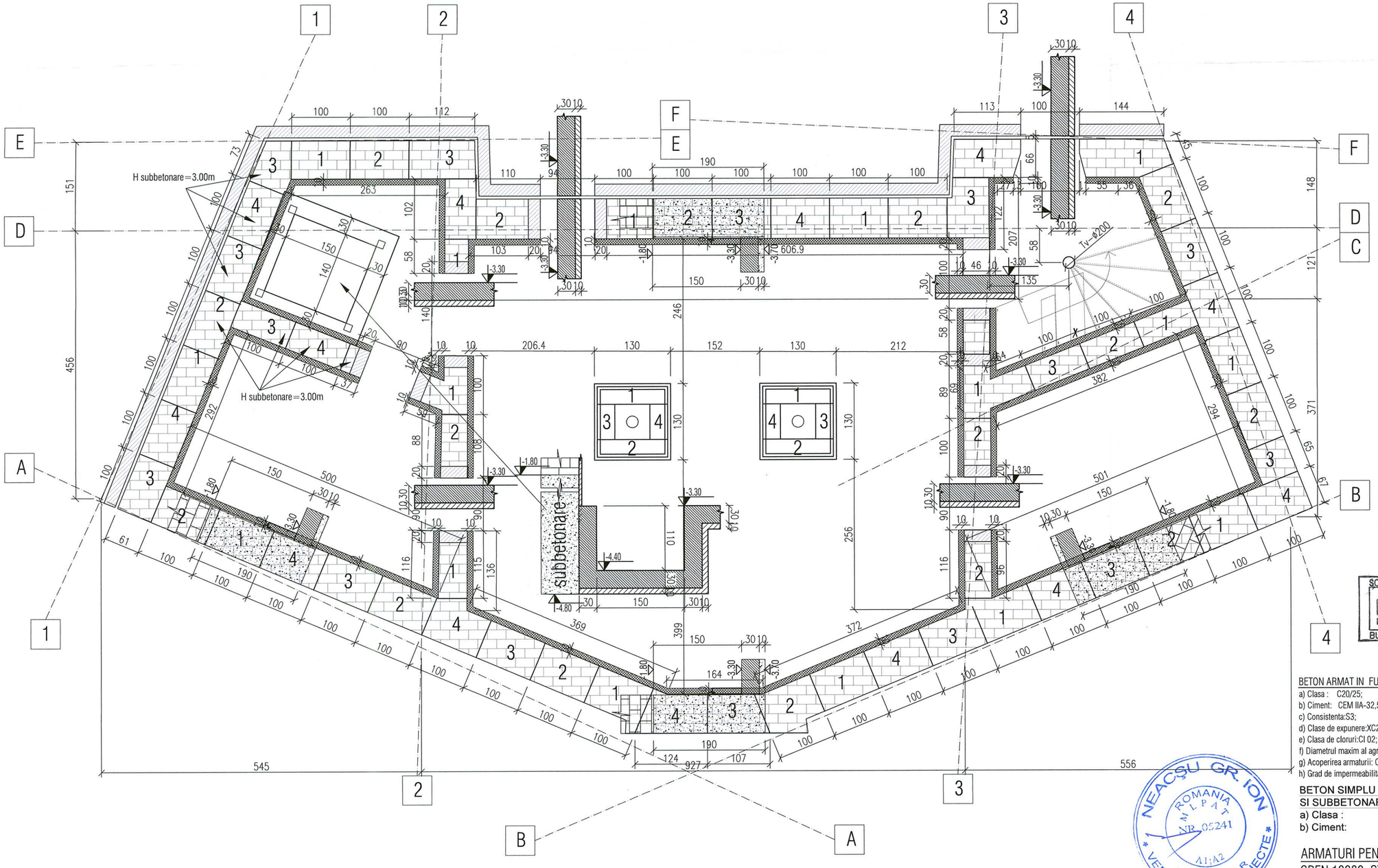

Schema generala

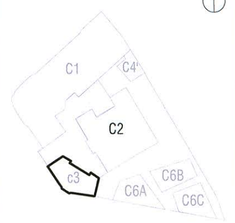

NOTA:
-Inainte de turnarea fundatiilor se va solicita avizul proiectantului de instalatii;
-La executia structurii se vor respecta prevederile din caietul de sarcini anexat la documentatie;
- In cazul aparitiei la cota de fundare a unor umpluturi accidentale, acestea vor fi excavate integral, iar in golurile rezultate se va turna beton simplu pana la cota din proiect a viitoarelor fundatii;
-Acest plan se va citi impreuna cu RC3-1-1 Detalii fundatii.

CATEGORIA DE IMPORTANTA C -NORMALA

BETON ARMAT IN FUNDATII:
a) Clasa : C20/25;
b) Ciment: CEM IIA-32,5R;
c) Consistenta:S3;
d) Clase de expunere:XC2;
e) Clasa de cloruri:Cl 02;
f) Diametrul maxim al agregatelor:Dmax = 32mm;
g) Acoperirea armaturii: Cf. proiect;
h) Grad de impermeabilitate: P8/10.

BETON SIMPLU EGALIZARI SI SUBBETONARI :
a) Clasa : C8/10
b) Ciment: CEM IIA-32,5R

ARMATURI PENTRU BETON SREN 10080; STAS 438/1-89
S 255 C (OB 37);
S 355 C/ S 345 C(PC 52).

Proiectant general si de arhitectura

birou arhitectura
Str. Octavian, nr. 27, sector 3, Bucuresti, ROMANIA
Tel. / Fax : 021 / 3267954, J40 / 3968 / 17.03.2003, R 15293910

Proiectant restaurare

opus/atelier de arhitectură
Calea Vitan 8 V51 sc.2 ap.42 031296 sector 3 Bucuresti
atelieropus@yahoo.com tel 021 3217632
nr. J40/8663/2001 cod fiscal: R 14235686

Proiectant rezistenta

INCONA SRL Bucuresti
J40/6707/ 1991 ; R3013714
021 / 2111440

Proiectant instalatii

S.C. D&D EUROCOM S.R.L.
J40/14388/2004, CUI/16742073,
Matei Basarab 108, bl. 74, sc. 1, et. 7, ap. 29, sector 3, Bucuresti
Tel/Fax: 031/4251982, 031/4251981
e-mail: electrice@ddeurocom.ro
website: www.ddeurocom.ro

Specialitate

REZISTENTA

Verificator / Expert	Semnatura	Cerinta	Referat

Pr. Nr.	Beneficiar	Universitatea Nationala de Arte Bucuresti
P046/2009	adresa	G-ral Budisteanu, nr. 19, sect 1, Bucuresti

Titlu Proiect

EXTINDERE SI REMODELARE FUNCTIONALA SEDIUL UNIVERSITATII NATIONALE DE ARTE BUCURESTI, str. General Budisteanu 19

Sef proiect	ing. Mircea Neacsu	
Desenat	ing. Alexandru Constantin	
Verificat	ing. Mircea Neacsu	

Titlu Plansa

PLAN COFRAJ FUNDATII CORP C3

Faza	Scara	Data	
PT+DE REV.2	1:50	07.2016	RC3-1

Acest desen este proprietatea intelectuala a autorului proiectului. Nici o parte din acest desen nu poate fi copiata sau folosita fara acordul scris al autorului proiectului.

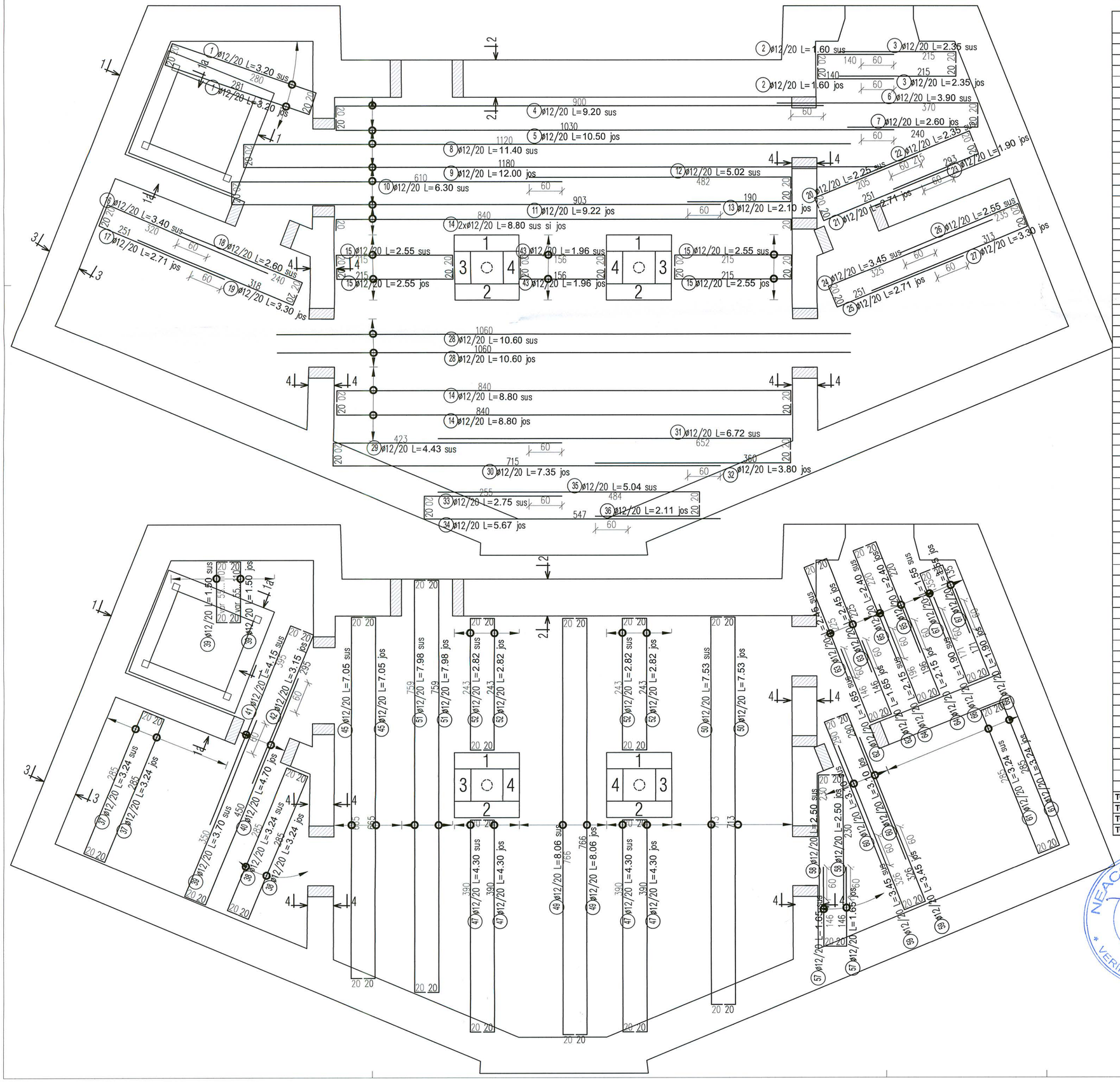
1 Ø12/20 L=3.20 sus
1 Ø12/20 L=3.20 jos
2 Ø12/20 L= 1.60 sus
3 Ø12/20 L=2.35 sus
2 Ø12/20 L=1.60 jos
3 Ø12/20 L=2.35 jos
6 Ø12/20 L=3.90 sus
4 Ø12/20 L=9.20 sus
7 Ø12/20 L=2.60 jos
5 Ø12/20 L=10.50 jos
8 Ø12/20 L=11.40 sus
9 Ø12/20 L=12.00 jos
10 Ø12/20 L=6.30 sus
12 Ø12/20 L=5.02 sus
22 Ø12/20 L=2.25 sus
23 Ø12/20 L=1.90 jos
11 Ø12/20 L=9.22 jos
13 Ø12/20 L=2.10 jos
20 Ø12/20 L=2.25 jos
21 Ø12/20 L=2.71 jos
14 2xØ12/20 L=8.80 sus si jos
15 Ø12/20 L=2.55 sus
43 Ø12/20 L=1.96 sus
43 Ø12/20 L=1.96 jos
15 Ø12/20 L=2.55 jos
16 Ø12/20 L=3.40 sus
17 Ø12/20 L=2.71 jos
18 Ø12/20 L=2.60 sus
19 Ø12/20 L=3.30 jos
26 Ø12/20 L=2.55 sus
24 Ø12/20 L=3.45 sus
27 Ø12/20 L=3.30 jos
25 Ø12/20 L=2.71 jos
28 Ø12/20 L=10.60 sus
28 Ø12/20 L=10.60 jos
14 Ø12/20 L=8.80 sus
14 Ø12/20 L=8.80 jos
31 Ø12/20 L=6.72 sus
29 Ø12/20 L=4.43 sus
30 Ø12/20 L=7.35 jos
32 Ø12/20 L=3.80 jos
35 Ø12/20 L=5.04 sus
33 Ø12/20 L=2.75 sus
36 Ø12/20 L=2.11 jos
34 Ø12/20 L=5.67 jos
39 Ø12/20 L=1.50 sus
39 Ø12/20 L=1.50 jos
41 Ø12/20 L=4.15 sus
42 Ø12/20 L=3.15 jos
37 Ø12/20 L=3.24 sus
37 Ø12/20 L=3.24 jos
40 Ø12/20 L=4.70 jos
38 Ø12/20 L=3.24 sus
38 Ø12/20 L=3.24 jos
45 Ø12/20 L=7.05 sus
45 Ø12/20 L=7.05 jos
51 Ø12/20 L=7.98 sus
51 Ø12/20 L=7.98 jos
52 Ø12/20 L=2.82 sus
52 Ø12/20 L=2.82 jos
50 Ø12/20 L=7.53 sus
50 Ø12/20 L=7.53 jos
49 Ø12/20 L=8.06 sus
49 Ø12/20 L=8.06 jos
47 Ø12/20 L=4.30 sus
47 Ø12/20 L=4.30 jos
58 Ø12/20 L=2.50 sus
58 Ø12/20 L=2.50 jos
57 Ø12/20 L=1.65 sus
57 Ø12/20 L=1.65 jos
69 Ø12/20 L=2.40 jos
69 Ø12/20 L=2.45 jos
69 Ø12/20 L=2.15 sus
69 Ø12/20 L=2.15 jos
69 Ø12/20 L=1.90 sus
69 Ø12/20 L=1.90 jos
69 Ø12/20 L=3.45 sus
69 Ø12/20 L=3.45 jos
69 Ø12/20 L=3.24 sus
69 Ø12/20 L=3.24 jos
69 Ø12/20 L=3.00 jos
69 Ø12/20 L=2.55 sus
69 Ø12/20 L=2.55 jos
69 Ø12/20 L=2.71 jos
69 Ø12/20 L=2.71 sus
69 Ø12/20 L=2.24 sus
69 Ø12/20 L=2.24 jos
69 Ø12/20 L=2.71 jos
69 Ø12/20 L=2.71 sus
69 Ø12/20 L=2.90 jos
69 Ø12/20 L=2.90 sus
69 Ø12/20 L=3.00 sus
69 Ø12/20 L=3.00 jos
69 Ø12/20 L=3.24 jos
69 Ø12/20 L=3.24 sus

1a - 1a
sc. 1:20

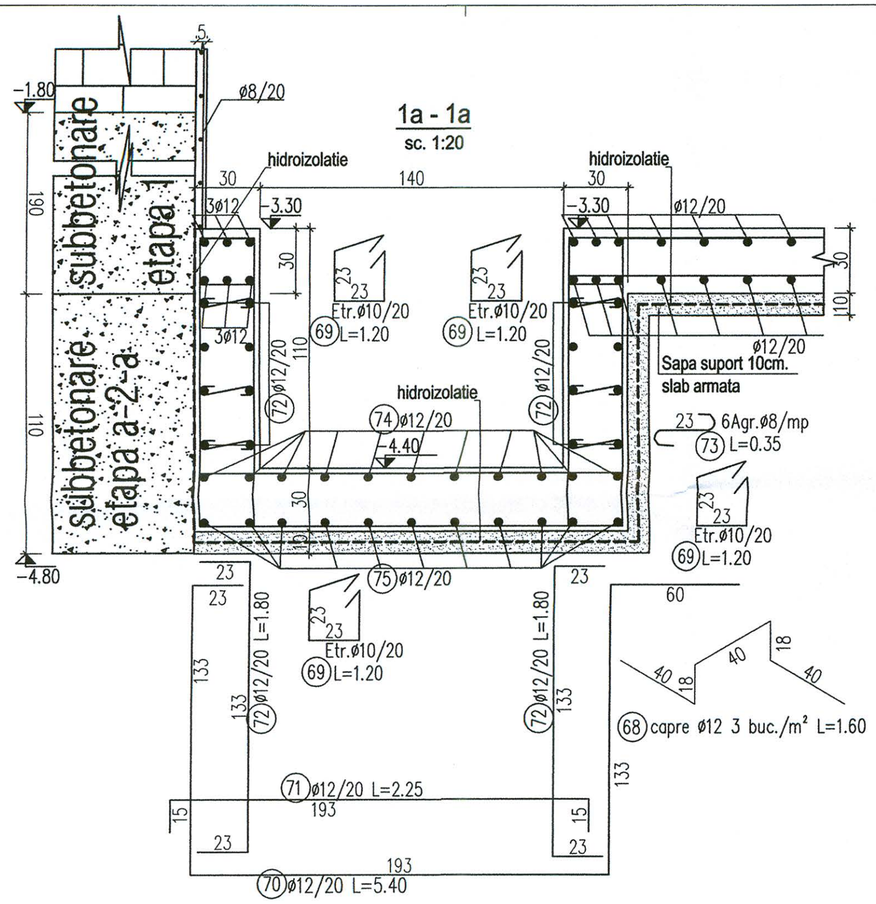

1 - 1
sc. 1:20

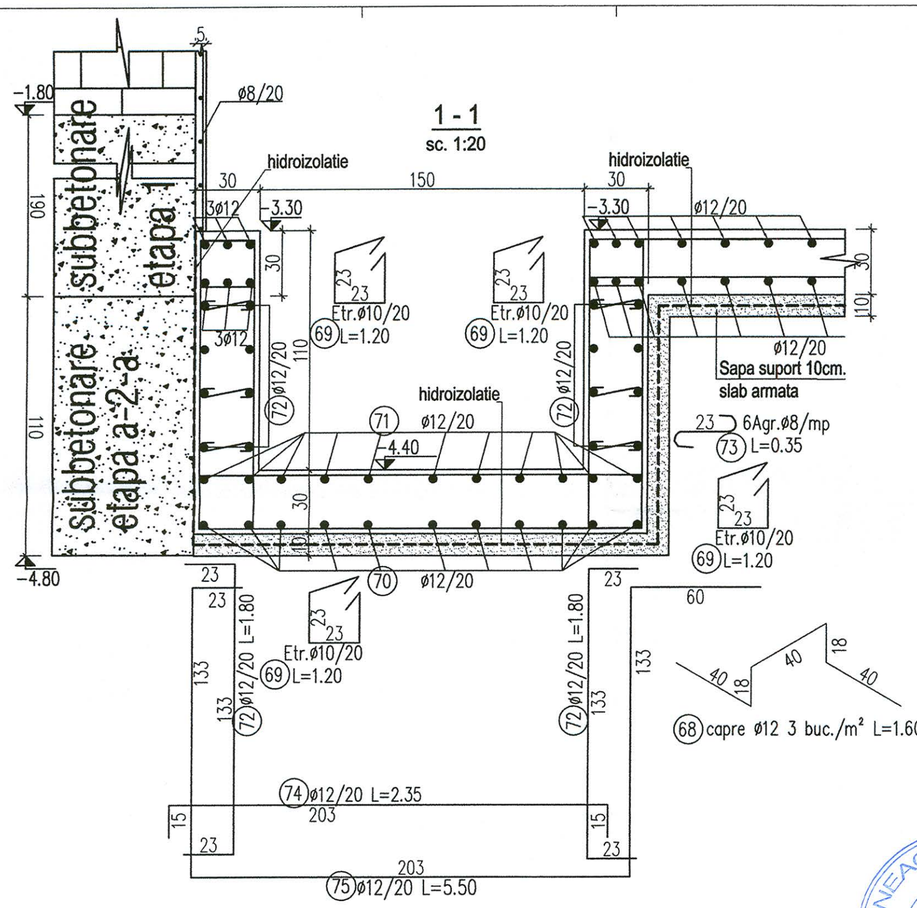

2 - 2
sc. 1:20

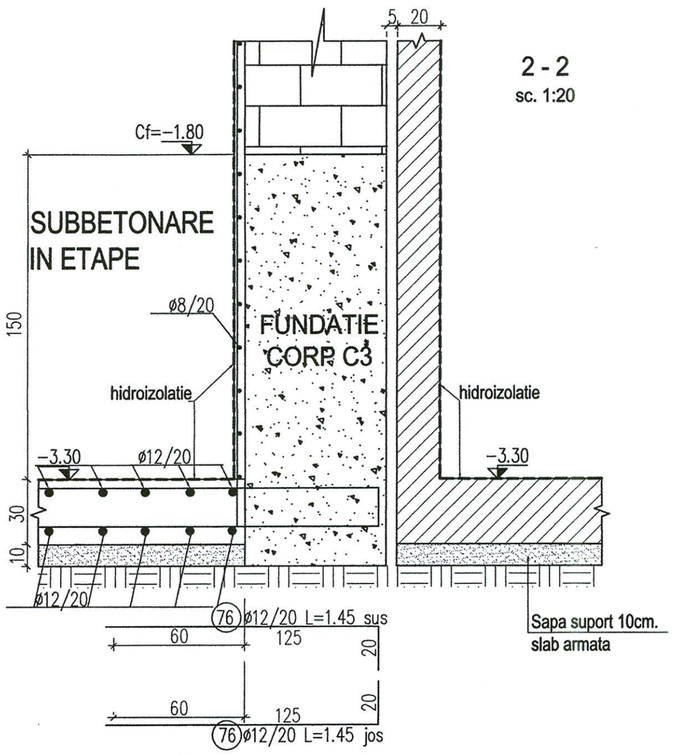

3 - 3
sc. 1:20

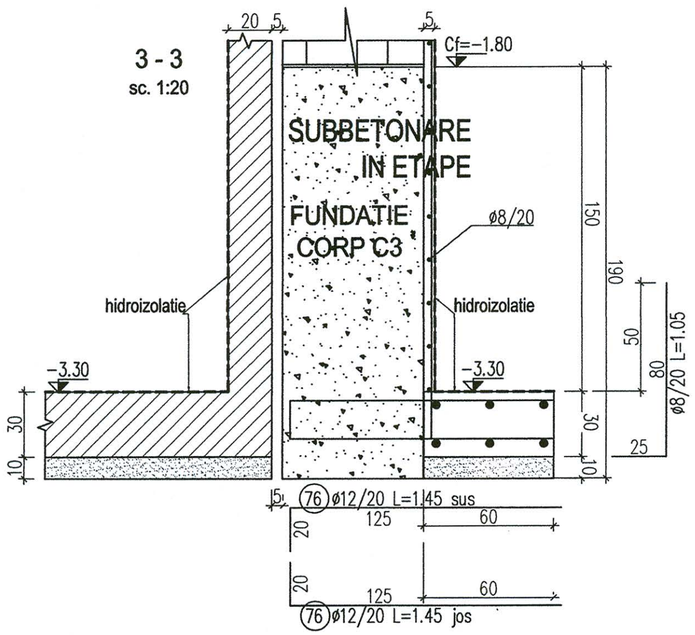

4 - 4
sc. 1:20

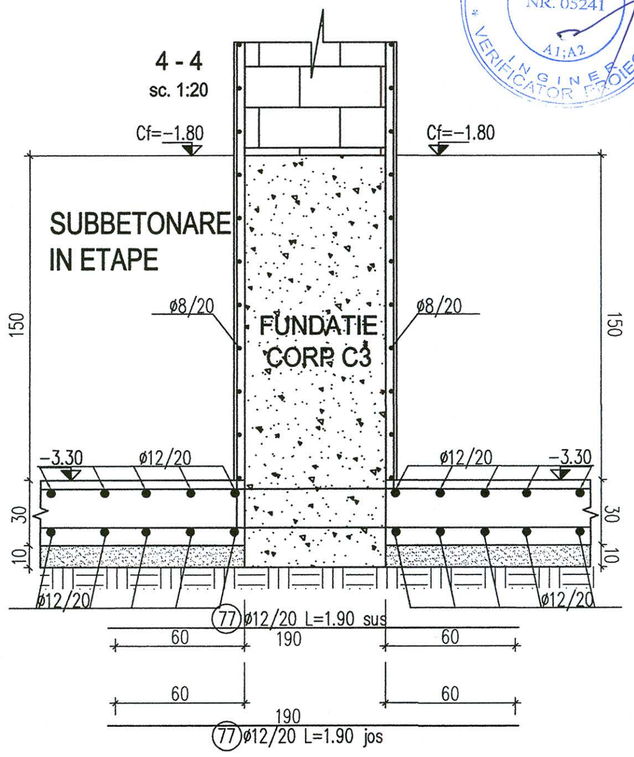

Schema generala

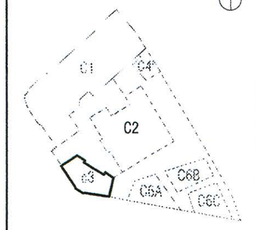

Proiectant general si de arhitectura

birou arhitectura
Str.Octavian, nr.27, sector3, Bucuresti,ROMANIA
Tel./Fax : 021 / 3267954, J40 / 3968 / 17.03.2003, R 15293910

Proiectant restaurare

opus/atelier de arhitectură
Calea Vitan 8 V51 sc.2 ap.42 031296 sector 3 Bucuresti
atelieropus@yahoo.com tel 021 3217632
nr. J40/8663/2001 cod fiscal: R 14235686

Proiectant rezistenta

INCONA SRL Bucuresti
J40/6707/ 1991 ; R3013714
021 / 2111440

Proiectant instalatii

S.C. D&D EUROCOM S.R.L.
J40/14388/2004, CUI16742073.
Matei Basarab 108, bl. 74, sc. 1, et. 7, ap. 29, sector 3, Bucuresti
Tel/Fax: 031/4251982, 031/4251961
e-mail: electrice@ddeurocom.ro
website: www.ddeurocom.ro

Specialitate

REZISTENTA

Verificator / Expert	Semnatura	Cerinta	Referat
Neacsu Ion		A1;A2	/2011

Pr. Nr.	Beneficiar	Universitatea Nationala de Arte Bucuresti
P046/2009	adresa	G-ral Budisteanu, nr. 19, sect 1, Bucuresti

Titlu Proiect

EXTINDERE SI REMODELARE FUNCTIONALA SEDIUL UNIVERSITATII NATIONALE DE ARTE BUCURESTI, str. General Budisteanu 19

Sef proiect	ing. Mircea Neacsu
Proiectat	ing. Alexandru Lazaroiu
Desenat	ing. Alexandru Lazaroiu
Verificat	ing. Mircea Neacsu

Titlu Plansa

PLAN DETALII FUNDATII CORP C3

Faza	Scara	Data	
PT+DE REV.1	1:20	04.2013	RC3-1-2

NEACSU GR. ION ROMANIA MLPAT NR. 05241 INGINER VERIFICATOR PROIECTE A1;A2

INGINERI CONSTRUCTORI INCONA BUCURESTI

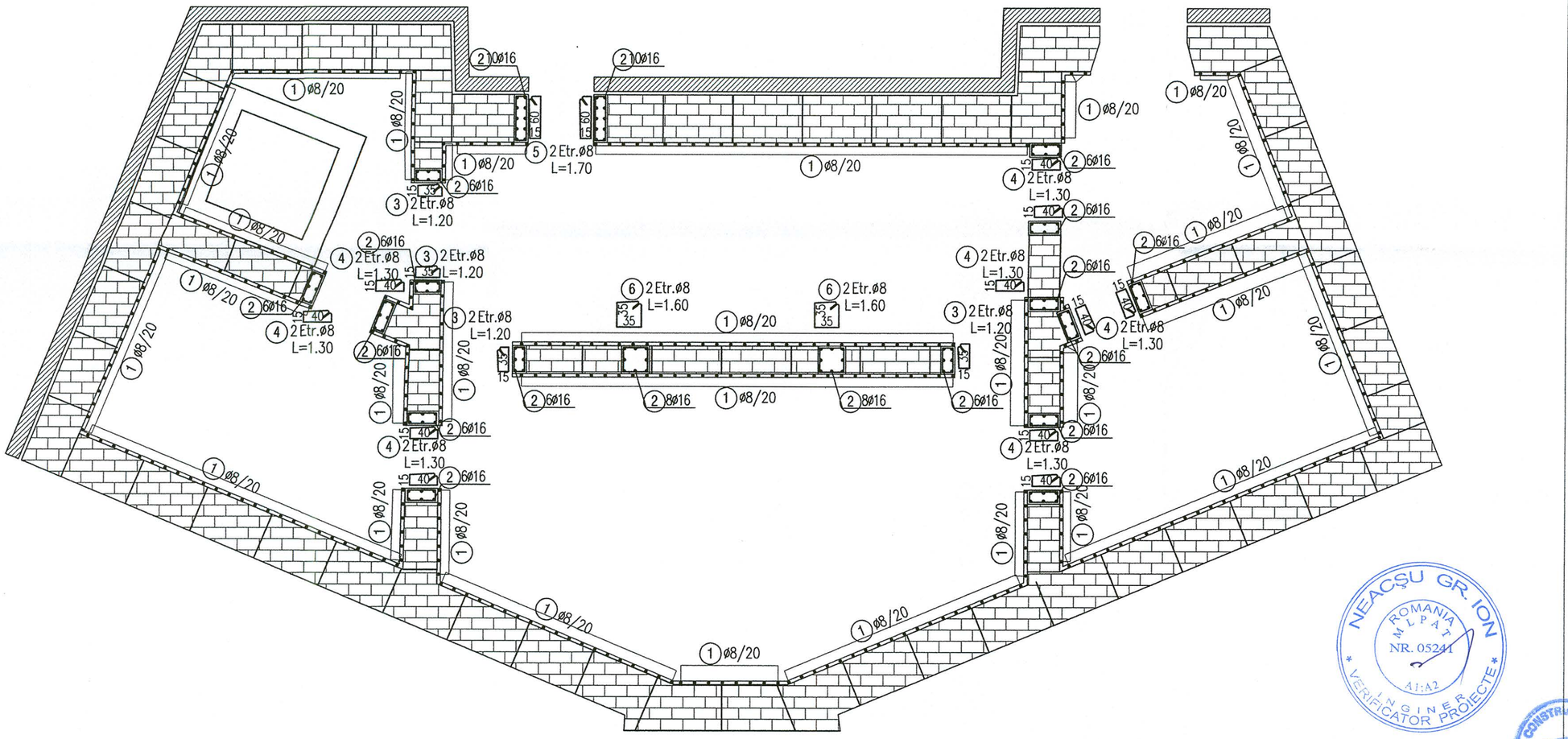

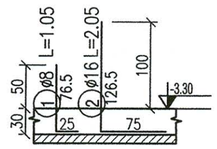

EXTRAS ARMARE MUSTATI

M	Ø	LUNG.	BUC.	OB37	PC52
				Ø10	Ø16
1	8	1.05	350		
2	16	2.05	124		254.20
3	8	1.20	8		
4	8	1.30	22		
5	8	1.70	4		
6	8	1.60	4		
TOTAL ml / Ø					254.20
TOTAL kg / ml				0.617	1.578
TOTAL kg / Ø					402
TOTAL				21	548

Schema generala

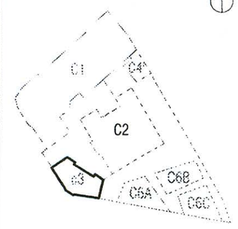

Proiectant general si de arhitectura

adn birou arhitectura
Str. Octavian, nr. 27, sector 3, Bucuresti, ROMANIA
Tel. / Fax : 021 / 3267954, J40 / 3968 / 17.03.2003, R 15293910

Proiectant restaurare

opus/atelier de arhitectură
Calea Vitan 8 V51 sc.2 ap.42 031296 sector 3 Bucuresti
atelieropus@yahoo.com tel 021 3217632
nr. J40/8663/2001 cod fiscal: R 14235686

Proiectant rezistenta

Incona
INCONA SRL Bucuresti
J40/6707/ 1991 ; R3013714
021 / 2111440

Proiectant instalatii

D&D €com
S.C. D&D EUROCOM S.R.L.
J40/14388/2004, CUI16742073,
Matei Basarab 108, bl. 74, sc. 1, et. 7, ap. 29,
sector 3, Bucuresti
Tel/Fax: 031/4251982, 031/4251981
e-mail: electrice@ddeurocom.ro
website: www.ddeurocom.ro

Specialitate

REZISTENTA

Verificator / Expert	Semnatura	Cerinta	Referat

Pr. Nr.	Beneficiar	Universitatea Nationala de Arte Bucuresti
P046/2009	adresa	G-ral Budisteanu, nr. 19, sect 1, Bucuresti

Titlu Proiect

EXTINDERE SI REMODELARE FUNCTIONALA SEDIUL UNIVERSITATII NATIONALE DE ARTE BUCURESTI, str. General Budisteanu 19

Sef proiect	ing. Mircea Neacsu	
Proiectat	ing. Alexandru Lazaroiu	
Desenat	ing. Alexandru Lazaroiu	
Verificat	ing. Mircea Neacsu	

Titlu Plansa

PLAN ARMARE MUSTATI FUNDATII CORP C3

Faza	Scara	Data	
PT+DE REV.1	1:50	04.2013	RC3-1-3

NEACSU GR. ION ROMANIA MLPAT NR. 05241 A1;A2 INGINER VERIFICATOR PROIECTE

INGINERI CONSTRUCTORI INCONA BUCURESTI

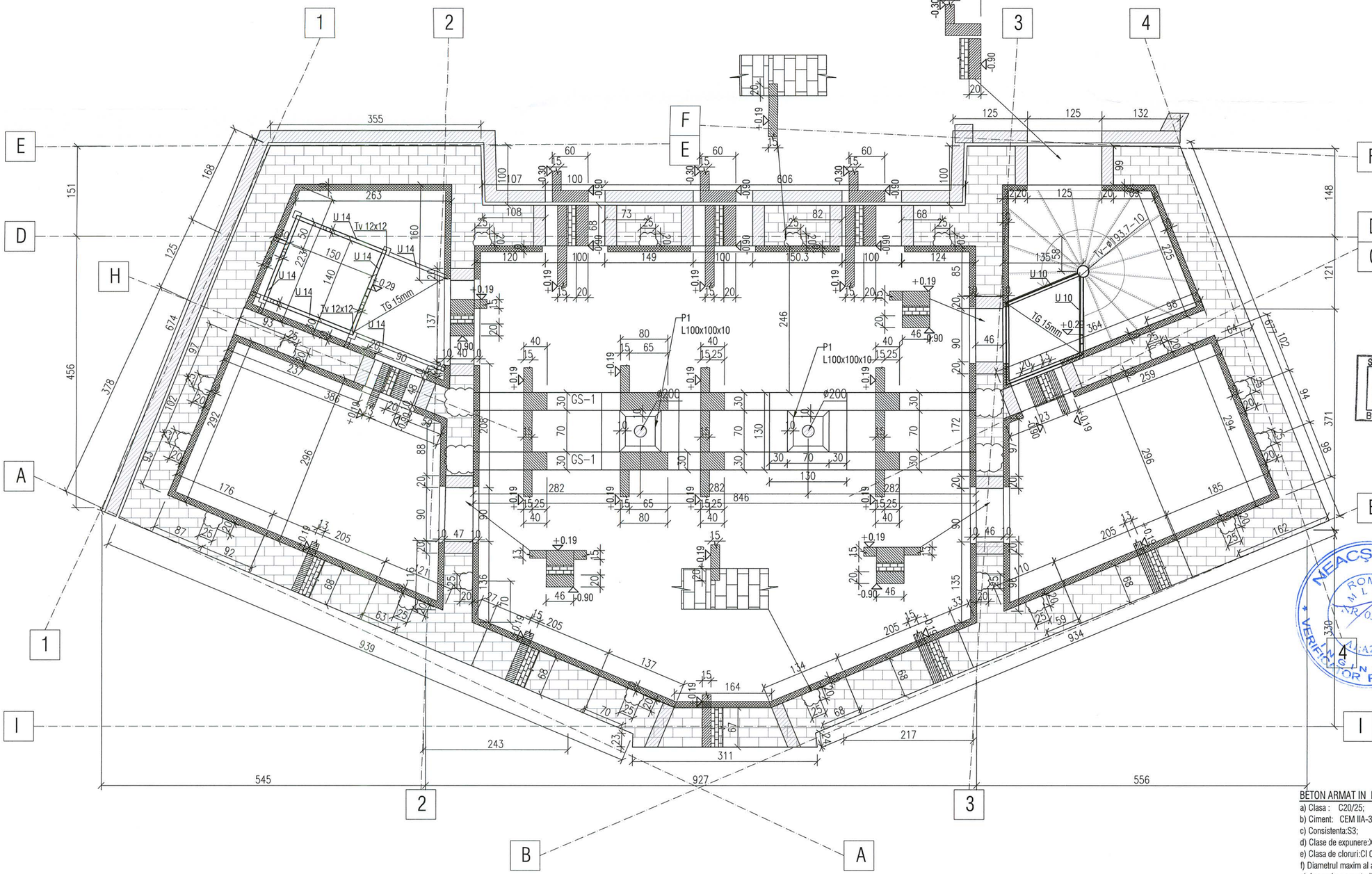

NOTA: Acest plan se va citi impreuna cu planurile de arhitectura aferente. Orice neconcordanta va fi semnalata proiectantului inainte de executie.
NOTA ELEMENTE B.A.: Cofraje calitatea I - textura si specificatii executie cf. caietelor de sarcini arhitectura: "Lucrari de betoane"

BETON ARMAT IN FUNDATII:
a) Clasa : C20/25;
b) Ciment: CEM IIA-32,5R;
c) Consistenta:S3;
d) Clase de expunere:XC2;
e) Clasa de cloruri:Cl 02;
f) Diametrul maxim al agregatelor:Dmax = 20mm;
g) Acoperirea armaturii: Cf. proiect;
h) Grad de impermeabilitate: P8/10.

ARMATURI PENTRU BETON
SREN 10080; STAS 438/1-89
S 355 C/ S 345 C(PC 52).

Schema generala

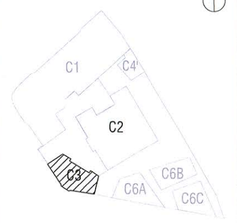

-Inainte de turnarea fundatiilor se va solicita avizul proiectantului de instalatii;
-La executia structurii se vor respecta prevederile din caietul de sarcini anexat la documentatie;
- In cazul aparitiei la cota de fundare a unor umpluturi accidentale, acestea vor fi excavate integral, iar in golurile rezultate se va turna beton simplu pana la cota din proiect a viitoarelor fundatii;
- Pentru realizarea placii in jurul stalpilor metalici, Ø200, vezi dispozitia de santier nr.1/ 28.06.2016;

Proiectant general si de arhitectura

adn birou arhitectura
Str. Octavian, nr. 27, sector 3, Bucuresti, ROMANIA
Tel. / Fax : 021 / 3267954, J40 / 3968 / 17.03.2003, R 15293910

SOCIETATE COMERCIALA adn birou de arhitectura srl BUCURESTI - ROMANIA

Proiectant restaurare

opus/atelier de arhitectură
Calea Vitan nr. 161 sc.2 ap.42 031296 sector 3 Bucuresti
atelieropus@yahoo.com tel 021 3217632
nr. J40/8663/2001 cod fiscal: R 14235686

Proiectant rezistenta

INCONA SRL Bucuresti
J40/6707/ 1991 ; R3013714
021 / 2111440

Proiectant instalatii

S.C. D&D EUROCOM S.R.L.
J40/14388/2004, CUI16742073,
Matei Basarab 108, bl. 74, sc. 1, et. 7, ap. 29, sector 3, Bucuresti
Tel/Fax: 031/4251982, 031/4251981
e-mail: electrice@ddeurocom.ro
website: www.ddeurocom.ro

MEACSU GR. ION ROMANIA MLPAT AR 05241 VERIFICATOR PROIECTE

Specialitate

REZISTENTA

Verificator / Expert	Semnatura	Cerinta	Referat

Pr. Nr.	Beneficiar	Universitatea Nationala de Arte Bucuresti
P046/2009	adresa	G-ral Budisteanu, nr. 19, sect 1, Bucuresti

Titlu Proiect

EXTINDERE SI REMODELARE FUNCTIONALA SEDIUL UNIVERSITATII NATIONALE DE ARTE BUCURESTI, str. General Budisteanu 19

Sef proiect	ing. Mircea Neacsu	
Desenat	ing. Alexandru Constantin	
Verificat	ing. Mircea Neacsu	

Titlu Plansa

PLAN COFRAJ PESTE SUBSOL CORP C3

Faza	Scara	Data	
PT + DE REV.3	1:50	09.2016	RC3-2

Acest proiect este proprietatea ADN SA si asupra sa functioneaza legile copyright-ului. El nu poate fi folosit si reluat fara un contract dat de catre acesta sau agreiat de catre ADN SA. Orice modificare efectuata pe proiectul de baza va exonera proiectantul de orice raspundere.

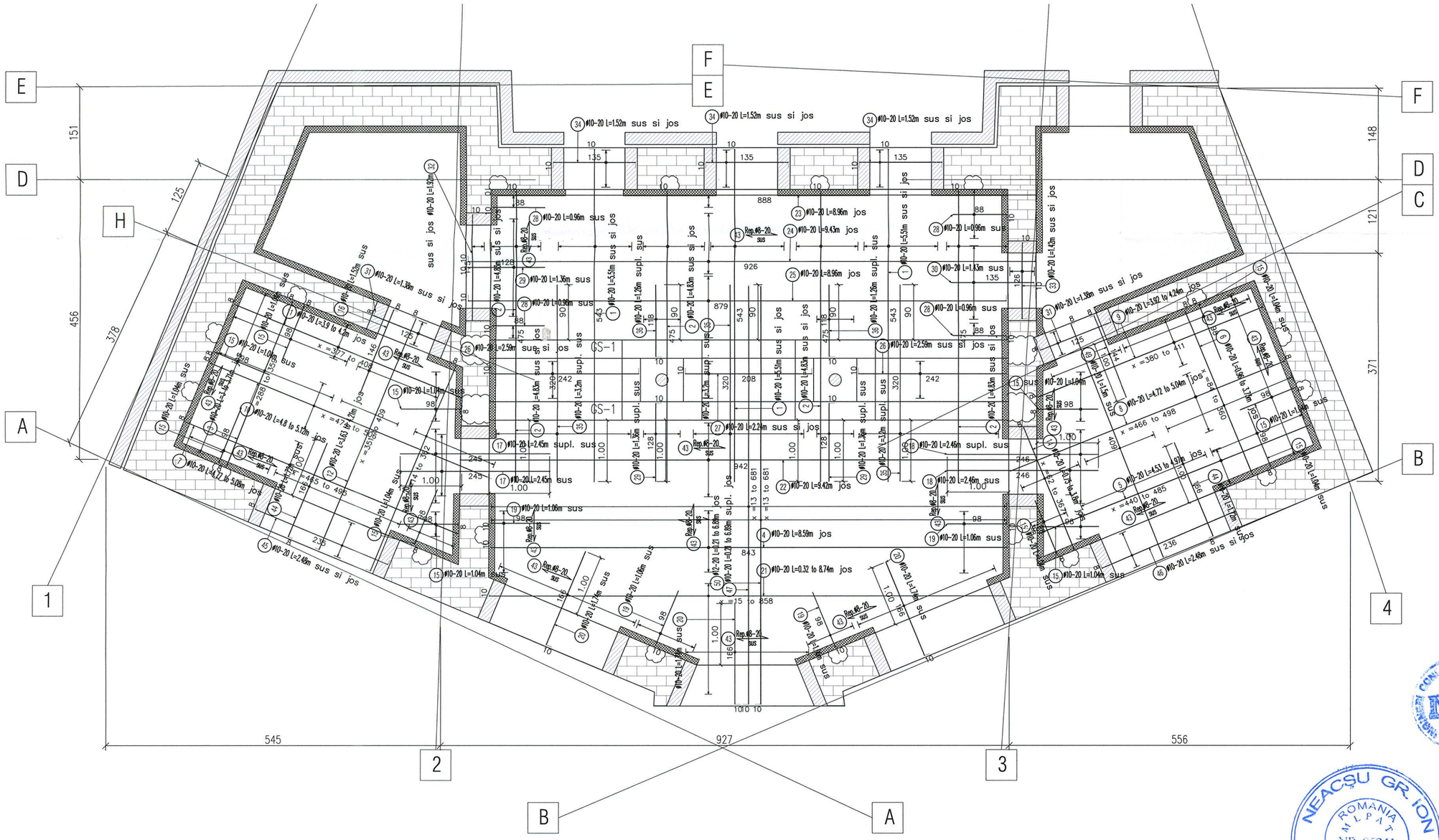
E
F
D
H
A
1
2
3
4
B
C
151
456
378
125
148
121
371
545
927
556
888
926
879
843
#10-20 L=1.52m sus si jos
#10-20 L=8.96m jos
#10-20 L=9.43m jos
#10-20 L=0.96m sus
#10-20 L=2.59m sus si jos
#10-20 L=2.24m sus si jos
#10-20 L=2.45m supl. sus
#10-20 L=2.45m sus
#10-20 L=2.46m supl. sus
#10-20 L=2.46m sus
#10-20 L=8.59m jos
#10-20 L=0.32 to 8.74m jos
#10-20 L=2.48m sus si jos
#10-20 L=1.04m sus
#10-20 L=1.06m sus
#10-20 L=1.38m sus si jos
#10-20 L=1.3m sus
#10-20 L=4.72 to 5.04m jos
#10-20 L=4.53 to 4.97m jos
#10-20 L=4.77 to 5.06m jos
#10-20 L=4.8 to 5.17m jos
#10-20 L=3.92 to 4.24m jos
#10-20 L=1.9 to 4.4m jos
#10-20 L=4.63m sus si jos
#10-20 L=5.51m sus si jos
#10-20 L=1.26m supl. sus
#10-20 L=4.83m sus si jos
#10-20 L=5.51m supl. sus
#10-20 L=4.63m supl. sus
#10-20 L=3.2m supl. sus
#10-20 L=1.36m supl. sus
#10-20 L=3.0m supl. sus
#12-20 L=0.21 to 6.88m sus
#10-20 L=0.21 to 6.88m jos
#10-20 L=1.17m sus
#10-20 L=1.36m sus
#10-20 L=1.36m supl. sus
#10-20 L=1.36m sus
#10-20 L=1.36m jos
#10-20 L=1.36m sus
#10-20 L=1.36m sus
#10-20 L=1.36m sus

EXTRAS DE ARMATURA

M	Ø	LUNG.	BUC.	PC52		
				Ø8	Ø10	Ø12
1	8	5,90	17	100,30		
2	8	3,82	17	64,94		
3	8	3,48	5	17,40		
4	8	3,35	12	40,20		
5	8	4,66	5	23,30		
6	8	1,58	12	18,96		
7	8	7,24	5	36,20		
8	8	3,10	12	37,20		
9	8	2,42	12	29,04		
10	8	5,77	17	98,09		
11	8	1,82	12	21,84		
12	8	4,68	17	79,56		
13	8	7,24	5	36,20		
14	8	2,85	12	34,20		
15	8	6,47	34	219,98		
16	8	3,84	17	65,28		
17	8	2,82	5	14,10		
18	8	3,54	12	42,48		
19	8	5,82	12	69,84		
20	8	2,90	12	34,80		
21	8	8,22	12	98,64		
22	8	2,71	12	32,52		
23	8	3,54	17	60,18		
24	8	3,14	17	53,38		
25	8	3,32	12	39,84		
26	8	1,73	12	20,76		
27	8	4,44	5	22,20		
28	8	2,55	12	30,60		
29	8	1,82	12	21,84		
30	8	4,02	5	20,10		
31	8	3,66	5	18,30		
32	8	3,81	5	19,05		
33	8	2,68	12	32,16		
34	8	10,09	5	50,45		
35	8	3,35	5	16,75		
36	8	4,74	5	23,70		
37	12	4,24	66			279,84
38	12	3,57	38			135,66
39	8	1,20	80	96,00		
40	8	1,32	200	264,00		
41	8	1,52	15	22,80		
42	8	1,79	5	8,95		
43	8	1,40	5	7,00		
44	12	2,05	6			12,30
45	8	1,76	5	8,80		
46	8	3,34	221	738,14		
47	8	3,90	90	351,00		
48	8	1,27	33	41,91		
49	8	1,17	20	23,40		
50	10	0,45	1100		495,00	
51	12	1,55	12			18,60
52	12	1,55	6			9,30
53	12	1,60	10			16,00
54	8	1,76	17	29,92		
55	8	2,30	10	23,00		
56	12	1,55	12			18,60

TOTAL ml / Ø	3259,30	495,00	490,30
TOTAL kg / ml	0,395	0,617	0,888
TOTAL kg / Ø	1288	306	436
TOTAL	2030		

Schema generala

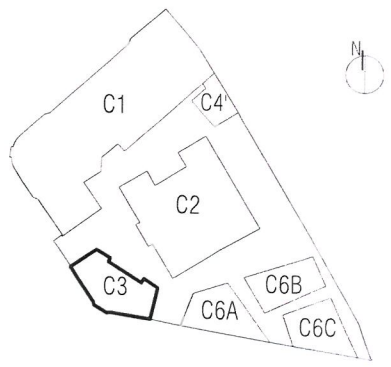

Proiectant general si de arhitectura

Str. Octavian, nr. 27, sector 3, Bucuresti, ROMANIA
Tel. / Fax: 021 / 3267954, J40 / 3968 / 17.03.2003, R 15293910

Proiectant restaurare

opus/atelier de arhitectura
Calea Vitan 8 V51 sc.2 ap.42 031296 sector 3 Bucuresti
atelieropus@yahoo.com tel. 021 321/532
nr. J40/8663/2001 cod fiscal R 14235686

Proiectant rezistenta

Incona
INCONA SRL Bucuresti
J40/6707/1991 R3013714
021 / 2111440

Proiectant instalatii

S.C. D&D EUROCOM S.R.L.
J40/14388/2004 CUI16742073
Matei Basarab 108, bl. 74, sc. 1, et. 7, ap. 29
sector 3 Bucuresti
Tel/Fax: 031/4251982, 031/4251981
e-mail: electrice@ddeurocom.ro
website: www.ddeurocom.ro

Specialitate: REZISTENTA

Verificator / Expert	Semnatura	Cerinta	Referat

Pr. Nr. P046/2009

Beneficiar: Universitatea Nationala de Arte Bucuresti

adresa: G-ral Budisteanu, nr. 19, sect 1, Bucuresti

Titlu Proiect: EXTINDERE SI REMODELARE FUNCTIONALA SEDIUL UNIVERSITATII NATIONALE DE ARTE BUCURESTI, str. General Budisteanu 19

Sef proiect	ing. Mircea Neacsu
Proiectat	ing. Alexandru Constantin
Desenat	ing. Alexandru Constantin
Verificat	ing. Mircea Neacsu

Titlu Plansa: EXTRAS ARMARE CONSOLIDARE PERETI SUBSOL

Faza	Scara	Data	
PT+DE REV.2	1:50 1:20	07.2016	RC3-2-1E

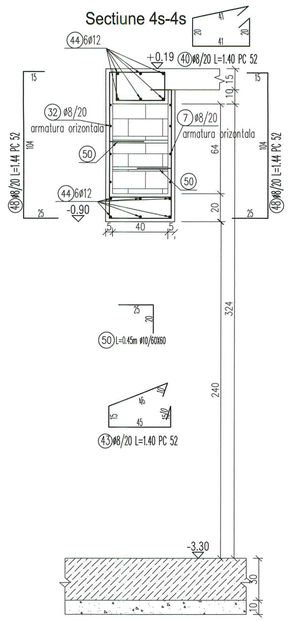

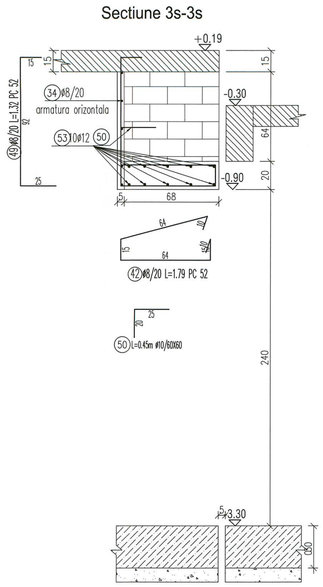

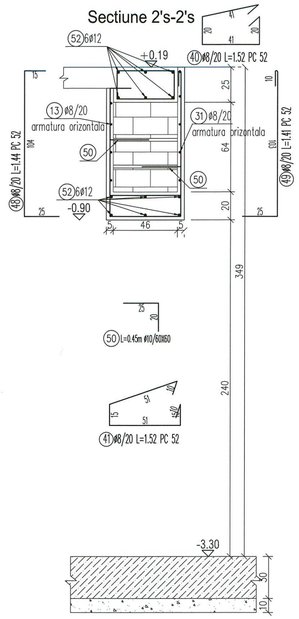

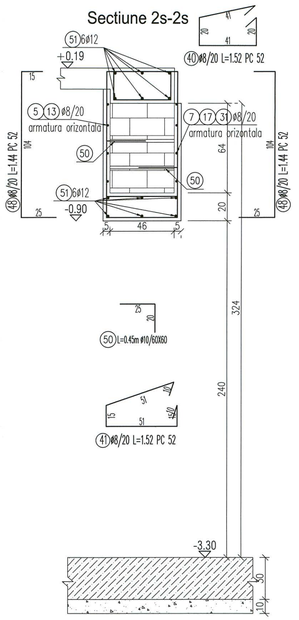

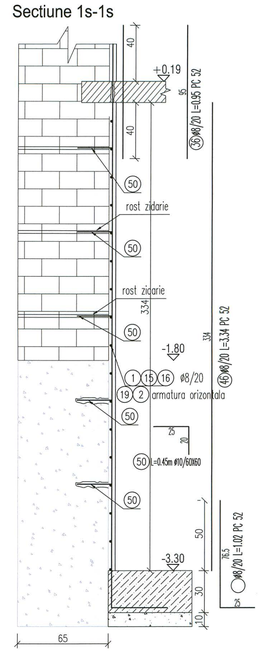

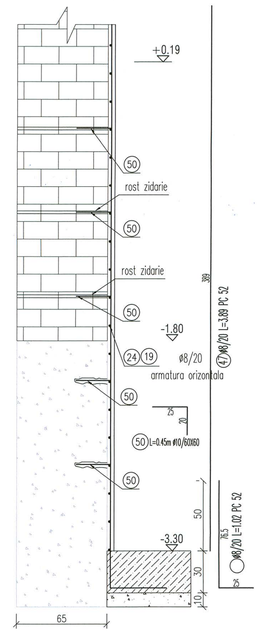

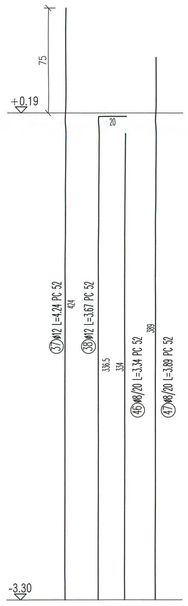

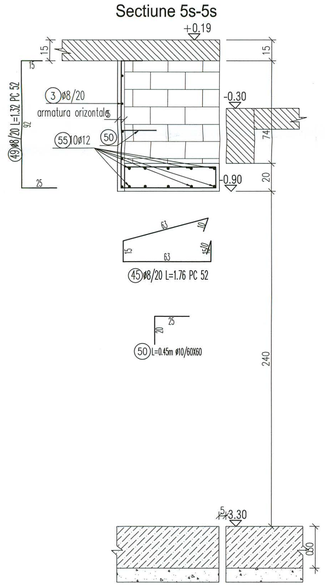

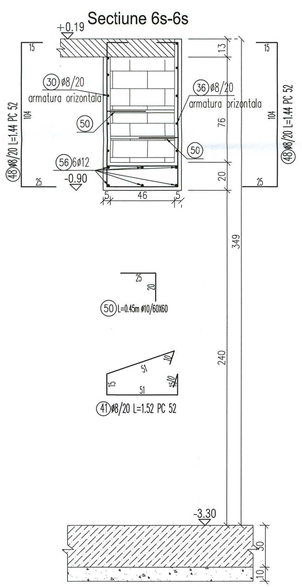

NOTA:

1. Conform "Cod de proiectare seismica partea I : Prevederi de proiectare pentru cladiri" indicativ P100-1/2006, amplasamentul Bucuresti, se caracterizeaza prin ag=0.24g si Tc=1.6sec.
   Cladirea se incadreaza in clasa II de importanta si pentru care factorul de expunere la cutremur este $\gamma 1$=1.2.

2. Conform HG 766/97 ; ANEXA 3 si Regulamentul publicat cu B constructia se incadreaza in categoria "C" de importanta.

ETAPE TEHNOLOGICE

Consolidare cu torcret a peretilor perimetrali

Consolidarea peretilor de zidarie trebuie sa urmareasca urmatoarele etape tehnologice:

1. Se decoperteaza tencuiala existenta de pe toata suprafata unde urmeaza a se aplica sistemul de consolidare
2. Se adancesc rosturile intre caramizi pana la 1.5-2cm
3. Se curata de impuritati prin periere intreaga suprafata precum si rosturile dintre caramizi pentru
4. Se curata timp de 10 minute cu jet de aer si apa sub presiune
5. Suprafata de aplicacare a torcretului se va mentine umeda cateva ore inainte de torcretare
6. Se injecteaza fisurile si crapaturile cu mortar de reparatie Mapei -ANTIQUE I sau mortar pe baza de rasini epoxidice S&P Resin 50 sau similar
7. Se realizeaza gauri Ø14 pentru zonele in care torcretul se aplica pe ambele fete
8. Se fixeaza armaturile Ø8/20/20 din PC 52 prin intermediul unor ancore Ø10 amplasate in gaurile Ø14 injectate cu mortar de ciment
9. Aplicarea unei amorse constituita din ciment si nisip 0-1mm parti egale in greutate
10. Imediat dupa aplicarea amorsei se aplica stratul de beton.

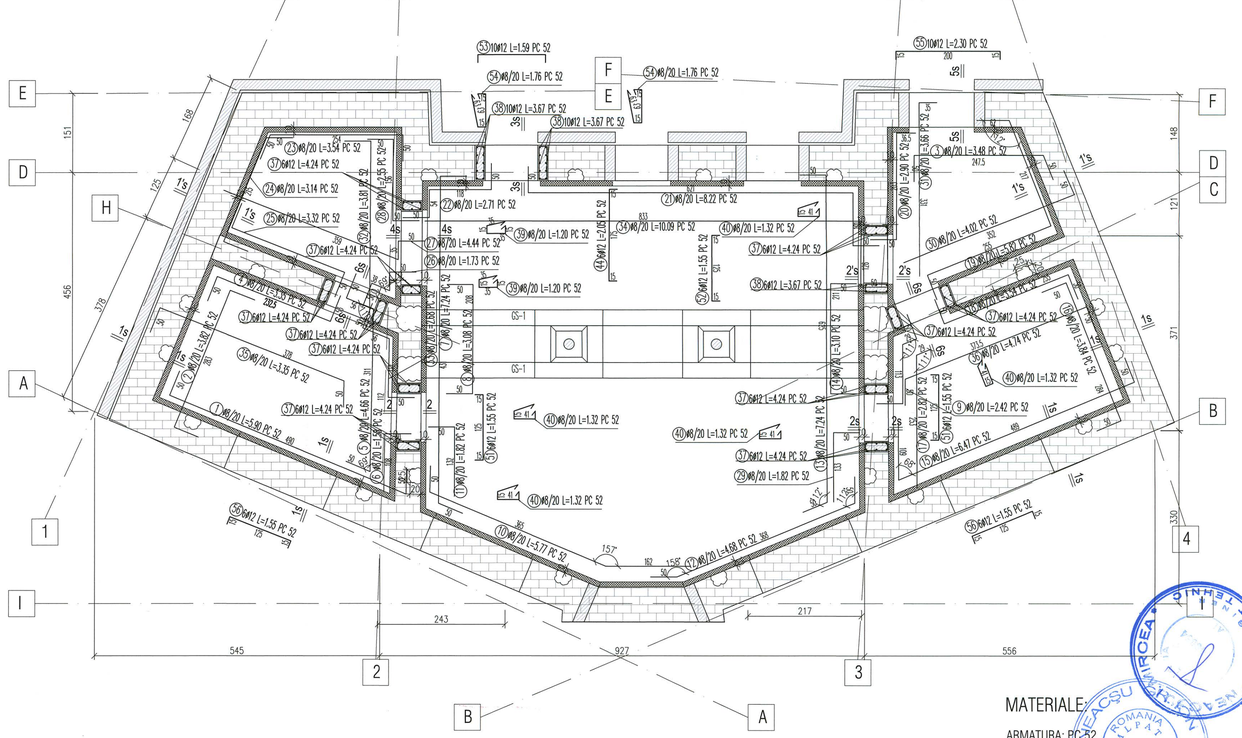

MATERIALE:

ARMATURA: PC 52
BETON: C20/25

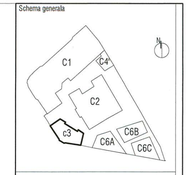

Proiectant general si de arhitectura

birou arhitectura
Str.Octavian, nr.27, sector3, Bucuresti,ROMANIA
Tel./Fax : 021 / 3267954, 3457866 / 17.03.2003, R 18293910

Proiectant restaurare

opus/atelier de arhitectură
Calea Vitan 8 V51 sc.2 ap.43 031206 sector 3 Bucuresti
atelieropus@yahoo.com tel 021.3217632
nr. 24649/53/2001 cod fiscal: R 14235686

Proiectant rezistenta

INCONA SRL Bucuresti
J40/6707/ 1991 ; R3013714
021 / 2111448

Proiectant instalatii

S.C. D&D EUROCOM S.R.L.
J40/14366/2004 CUI/RT42075
Matei Basarab 108, bl. 74, sc. 1, et. 7, ap. 29,
sector 3, Bucuresti
Tel/Fax: 0314251982, 0314251981
e-mail: electrica@ddeurocom.ro
website: www.ddeurocom.ro

Specialitate

REZISTENTA

Verificator / Expert	Semnatura	Cerinta	Referat

Pr. Nr. P046/2009 — Beneficiar: Universitatea Nationala de Arte Bucuresti — adresa: G-ral Budisteanu, nr. 19, sect 1, Bucuresti

Titlu Proiect

EXTINDERE SI REMODELARE FUNCTIONALA SEDIUL UNIVERSITATII NATIONALE DE ARTE BUCURESTI, str. General Budisteanu 19,

Sef proiect	ing. Mircea Neacsu
Proiectat	ing. Alexandru Constantin
Desenat	ing. Alexandru Constantin
Verificat	ing. Mircea Neacsu

Titlu Plansa

PLAN ARMARE CONSOLIDARE PERETI SUBSOL CORP C3

Faza	Scara	Data	
PT+DE REV.2	1:50 1:25	07.2016	RC3-2-2

Acest document este proprietatea intelectuala a Biroului birou arhitectura. Nici o parte din continutul acestuia nu poate fi copiata sau folosita in orice forma fara acordul scris al Biroului birou arhitectura.

EXTRAS DE ARMATURA

M	Ø	LUNG.	BUC.	PC52			
				Ø8	Ø10	Ø12	Ø16
1	8	5.90	17	100.30			
2	8	3.82	17	64.94			
3	8	3.48	5	17.40			
4	8	3.35	12	40.20			
5	8	4.66	5	23.30			
6	8	1.58	12	18.96			
7	8	7.24	5	36.20			
8	8	3.08	12	36.96			
9	8	2.42	12	29.04			
10	8	5.77	17	98.09			
11	8	1.82	12	21.84			
12	8	4.68	17	79.56			
13	8	7.24	5	36.20			
14	8	2.85	12	34.20			
15	8	5.47	34	185.98			
16	8	3.84	17	65.28			
17	8	2.82	5	14.10			
18	8	3.54	12	42.48			
19	8	5.82	12	69.84			
20	8	3.15	12	37.80			
21	8	8.47	12	101.64			
22	8	2.71	12	32.52			
23	8	3.54	17	60.18			
24	8	3.14	17	53.38			
25	8	3.32	12	39.84			
26	8	1.73	12	20.76			
27	8	4.44	5	22.20			
28	8	2.55	12	30.60			
29	8	1.82	12	21.84			
30	8	4.02	5	20.10			
31	8	3.66	5	18.30			
32	8	3.81	5	19.05			
33	8	2.68	12	32.16			
34	8	10.09	5	50.45			
35	8	3.35	5	16.75			
36	8	4.74	5	23.70			
37	12	4.24	66			279.84	
38	12	3.57	38			135.66	
39	8	1.20	80	96.00			
40	8	1.32	200	264.00			
41	16	4.24	8				33.92
42	16	3.57	8				28.56
43	16	2.00	8				16.00
44	8	1.60	36	57.60			
45	8	1.42	12	17.04			
46	8	3.34	221	738.14			
47	8	3.90	90	351.00			
48	8	1.27	26	33.02			
49	8	1.17	27	31.59			
50	16	4.39	2				8.78
51	12	1.55	12			18.60	
52	12	1.55	6			9.30	
53	12	1.60	10			16.00	
54	8	1.76	17	29.92			
55	8	2.30	10	23.00			
56	12	1.55	12			18.60	
57	10	0.45	1100		495.00		
58	8	1.40	5	7.00			
59	8	1.79	5	8.95			
60	8	1.52	15	22.80			
61	8	1.76	5	8.80			
62	12	2.05	6			12.30	
63	16	3.49	2				6.98
TOTAL ml / Ø				3305.00	495.00	490.30	94.24
TOTAL kg / ml				0.395	0.617	0.888	1.578
TOTAL kg / Ø				1306	306	436	149
TOTAL				**2197**			

Schema generala

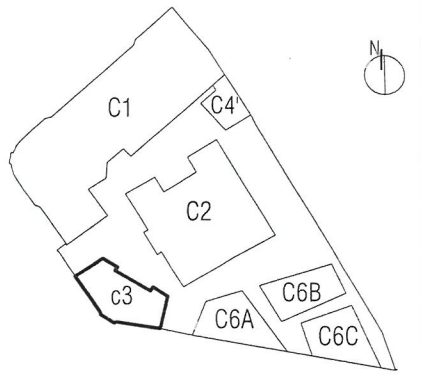

Proiectant general si de arhitectura

birou arhitectura
Str. Octavian, nr. 27, sector 3, Bucuresti, ROMANIA
Tel. / Fax : 021 / 3267954, J40 / 3968 / 17.03.2003, R 15293910

Proiectant restaurare

opus/atelier de arhitectură
Calea Vitan 8 V51 sc.2 ap.42 031296 sector 3 Bucuresti
atelieropus@yahoo.com tel 021 3217632
nr. J40/8663/2001 cod fiscal: R 14235686

Proiectant rezistenta

Incona
INCONA SRL Bucuresti
J40/6707/ 1991 ; R3013714
021 / 2111440

Proiectant instalatii

D&D €com
S.C. D&D EUROCOM S.R.L.
J40/14388/2004, CUI16742073,
Matei Basarab 108, bl. 74, sc. 1, et. 7, ap. 29,
sector 3, Bucuresti
Tel/Fax: 031/4251982, 031/4251981
e-mail: electrice@ddeurocom.ro
website: www.ddeurocom.ro

Specialitate

REZISTENTA

Verificator / Expert	Semnatura	Cerinta	Referat

Pr. Nr. P046/2009

Beneficiar Universitatea Nationala de Arte Bucuresti

adresa G-ral Budisteanu, nr. 19, sect 1, Bucuresti

Titlu Proiect

EXTINDERE SI REMODELARE FUNCTIONALA SEDIUL UNIVERSITATII NATIONALE DE ARTE BUCURESTI, str. General Budisteanu 19

Sef proiect	ing. Mircea Neacsu
Proiectat	ing. Horea Dragota
Desenat	ing. Horea Dragota
Verificat	ing. Mircea Neacsu

Titlu Plansa

EXTRAS ARMARE CONSOLIDARE PERETI SUBSOL

Faza	Scara	Data	
PT+DE REV.1	1:50 1:20	04.2013	RC3-2-2E

Schema generala

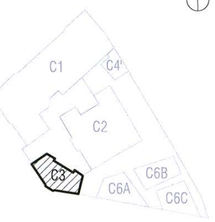

NOTA:
-Planseul de beton aparent se va turna impreuna cu buiandrugii aferenti;
-Profilele UNP14 din jurul golurilor se vor monta ulterior turnarii planseului;
-Torcretul de pe peretii din axele A si B, intre axele 2-3, va prelua inclinarea peretilor.
-In buzunare/ salile laterale, cofrajul va fi tip TEGO- calit. I, la prima folosire;

-Beton aparent structural, polisat: beton gri cu adaos de agregate rotunjite (sort 4-8mm, 7-15 mm, 15-25mm) din marmura alba 70% si marmura neagra 30%.
-Betonul aparent se va turna la partea superioara cu 2-3mm in plus, astfel incat, prin polisare, cota supantei sa ajunga la cota profilului UNP de bordaj.

Pentru evitarea microfisurilor:
-Betonul aparent va fi dublu armat; in afara plasei de armare se vor prevedea si fibre compozite din poliester;
-La fiecare colt se vor prevedea corniere din aluminiu, fixate cu tije reglabile.

CATEGORIA DE IMPORTANTA C -NORMALA
La executia structurii se vor respecta prevederile din caietul de sarcini anexat la documentatie.

Proiectant general si de arhitectura

adn birou arhitectura
Str. Octavian, nr. 27, sector 3, Bucuresti, ROMANIA
Tel. / Fax : 021 / 3267954, J40 / 3968 / 17.03.2003, R 15293910

Proiectant restaurare

opus/atelier de arhitectură
Calea Vitan 8 V51 sc.2 ap.42 031296 sector 3 Bucuresti
atelieropus@yahoo.com tel 021 3217632
nr. J40/8663/2001 cod fiscal: R 14235686

Proiectant rezistenta

Incona
INCONA SRL Bucuresti
J40/6707/ 1991 ; R3013714
021 / 2111440

Proiectant instalatii

S.C. D&D EUROCOM S.R.L.
J40/14388/2004, CUI16742073,
Matei Basarab 108, bl. 74, sc. 1, et. 7, ap. 29, sector 3, Bucuresti
Tel/Fax: 031/4251982, 031/4251981
e-mail: electrice@ddeurocom.ro
website: www.ddeurocom.ro

Specialitate

REZISTENTA

Verificator / Expert	Semnatura	Cerinta	Referat

Pr. Nr.	Beneficiar	Universitatea Nationala de Arte Bucuresti
P046/2009	adresa	G-ral Budisteanu, nr. 19, sect 1, Bucuresti

Titlu Proiect

EXTINDERE SI REMODELARE FUNCTIONALA SEDIUL UNIVERSITATII NATIONALE DE ARTE BUCURESTI, str. General Budisteanu 19

Sef proiect	ing. Mircea Neacsu	
Desenat	ing. Alexandru Constantin	
Verificat	ing. Mircea Neacsu	

Titlu Plansa

PLAN COFRAJ SUPANTA
COTA +2.66 - CORP C3

Faza	Scara	Data	
PT+DE REV.2	1:50	09.2016	RC3-3

NEACȘU GR. ION
ROMANIA M.L.P.A.T. NR. 05241 A1; A2
INGINER VERIFICATOR PROIECTE

BETON ARMAT :
a) Clasa : C20/25;
b) Ciment: CEM IIA-32,5R;
c) Consistenta:S3;
d) Clase de expunere:XC2;
e) Clasa de cloruri:Cl 02;
f) Diametrul maxim al agregatelor:Dmax = 20mm;
g) Acoperirea armaturii: Cf. proiect;
h) Grad de impermeabilitate: P4/10.

NOTA: Acest plan se va citi impreuna cu planurile de arhitectura aferente. Orice neconcordanta va fi semnalata proiectantului inainte de executie.
NOTA ELEMENTE B.A.: Cofraje calitatea I - textura si specificatii executie cf. caietelor de sarcini arhitectura: "Lucrari de betoane"

Acest proiect este proprietatea ADN SA si acesta isi rezerva toate drepturile conform legii. Este interzisa copierea sau folosirea lui in orice alt scop fara acordul scris al societatii ADN SA.

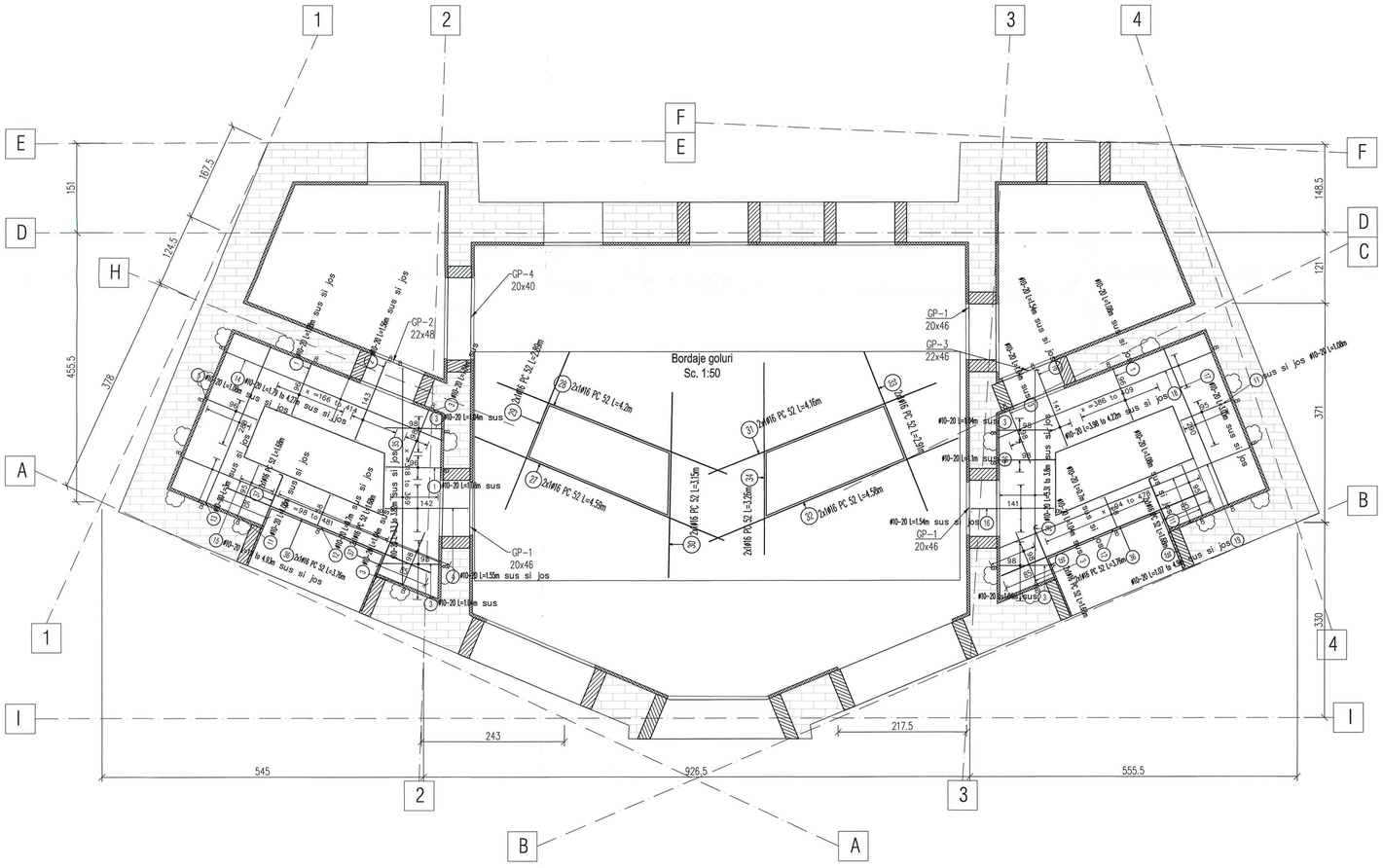
1
2
3
4
E
D
H
A
I
F
C
B
151
167.5
124.5
455.5
378
148.5
121
371
330
243
217.5
545
926.5
555.5
GP-4
20x40
GP-2
22x48
GP-1
20x46
GP-3
22x46
Bordaje goluri
Sc. 1:50
2xM16 PC 52 L=4.2m
2xM16 PC 52 L=4.58m
2xM16 PC 52 L=4.16m
2xM16 PC 52 L=3.35m
2xM16 PC 52 L=3.20m
2xM16 PC 52 L=4.58m
2xM16 PC 52 L=2.58m
#10-20 L=1.55m sus si jos
#10-20 L=1.54m sus si jos
#10-20 L=1.08m sus si jos
#10-20 L=1.00m sus
#10-20 L=1.54m sus si jos
#10-20 L=1.80m sus si jos
#10-20 L=1.76 la 4.23m sus si jos
#10-20 L=1.76m sus si jos
#10-20 L=1.37m sus si jos
#10-20 L=1.08m sus si jos
#10-20 L=1.54

SUPANTA

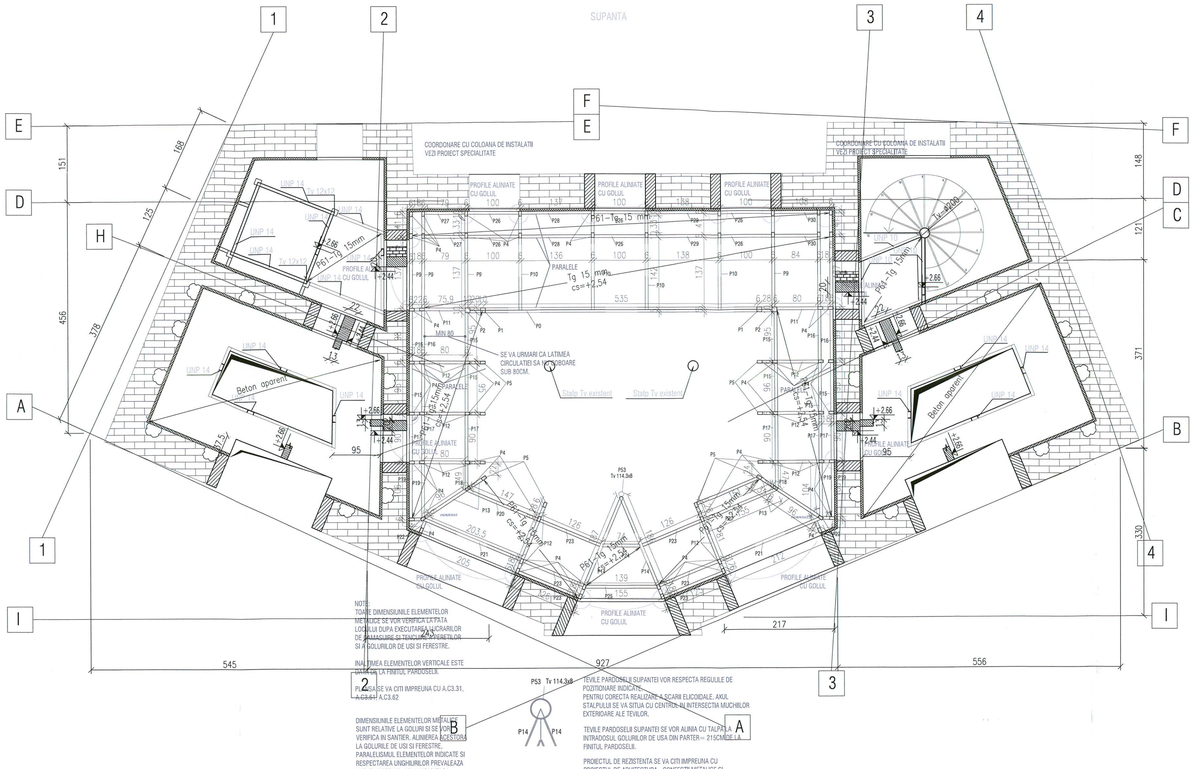

Debitare piesa P14 - 2 buc.
Sc. 1:5

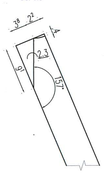

Debitare piesa P59- 11 bucati
Sc. 1:5

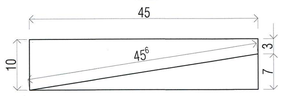

Debitare piesa P60- 11 bucati
Sc. 1:5

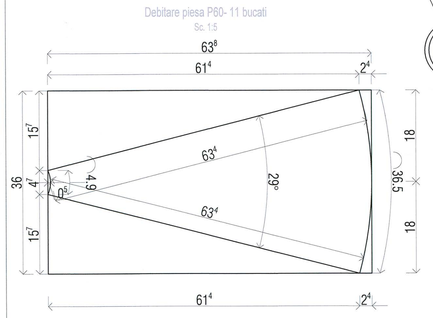

DETALIU 7- trepte metalice - 11 buc.
Sc. 1:5

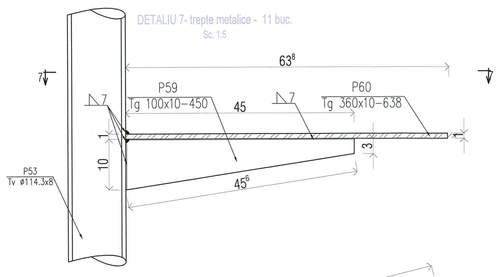

Sectiunea 7- 7
Sc. 1:5

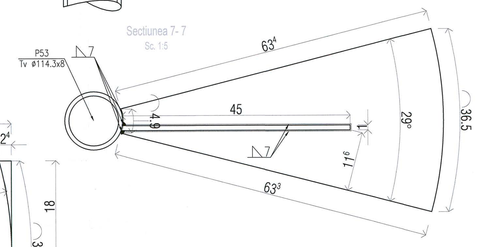

DETALIU 8-Prindere stalp Ø114.3x8 cu placa de beton armat de la cota +0.19- 1buc.
Sc. 1:5

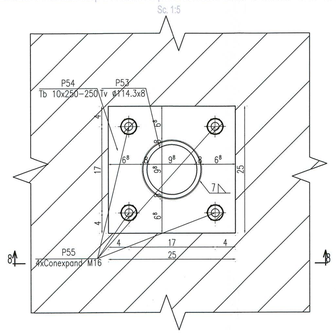

Sectiunea 8-8

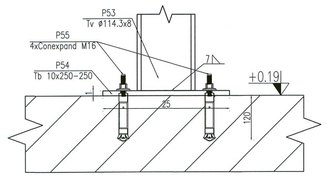

DETALIU 1-Prindere stalp 60x60x5 cu placa de beton armat de la cota +0.19
Sc. 1:5

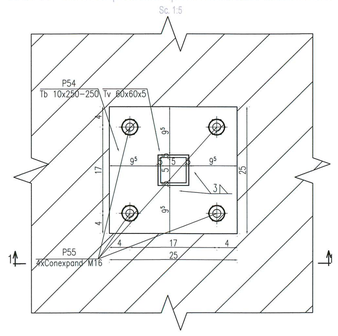

Sectiunea 1-1

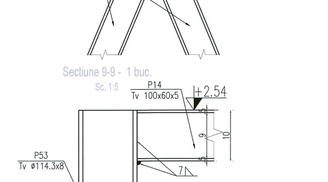

DETALIU 2-Prindere stalp 60x60x5 cu placa de beton armat de la cota +0.19-
Sc. 1:5

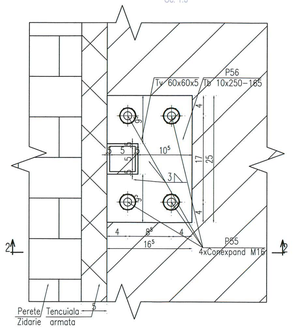

Sectiunea 2-2

DETALIU 3-Prindere pe verticala stalp 60x60x5 de tencuiala armata la cota +2.54
Sc. 1:5

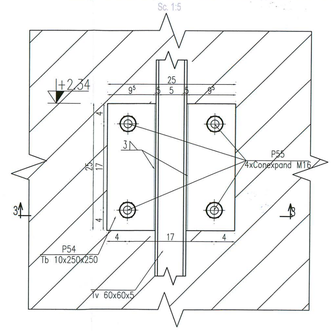

Sectiunea 3-3



DETALIU 4-Prindere stalp 60x60x5 cu grinda 100x60x5 la cota +2.54
Sc. 1:5

Sectiunea 4-4

Sectiunea 5-5

DETALIU 5-Prindere stalp 100x60x5 cu placa de beton armat de la cota +0.19
Sc. 1:5

Sectiunea 6-6

DETALIU 6-Prindere stalp 100x60x5 cu profil IPN200
Sc. 1:5

DETALIU 9-Prindere stalp Ø114.3x8 cu profile 100x60x5 de la cota +2.54- 1buc.
Sc. 1:5

Sectiune 9-9 - 1 buc.
Sc. 1:5

Schema generala



NOTA:
-Planseul de beton aparent se va turna impreuna cu bulandrugii aferenti.
-Profilele UNP14 din jurul golurilor se vor monta ulterior lumarii planseului;
-Torcretul de pe peretii din axele A si B, intre axele 2-3, va avea o inclinare de 5% catre peretii exteriori.
-In buzunare/ saliile laterale, colnajul va fi tip TEGO- caiet, la prima folosire;

-Beton aparent structural, polisat: beton gri cu adaos de agregate naturale (sort 4-8mm, 7-15 mm, 15-25mm) din marmura alba 70% si marmura neagra 30%;
-Betonul aparent se va turna la partea superioara cu 2-3mm in plus, astfel incat, prin polisare, cota suparitei sa ajunga la cota proiectului UNP de bordaj.

Pentru evitarea microfisurilor:
-Betonul aparent va fi dublu armat; in afara plasei de armare ce vor prevedea si fibre compozite din poliester;
-La fiecare colt se vor prevedea corniere din aluminiu, fixate cu tije reglabile.

CATEGORIA DE IMPORTANTA C -NORMALA
La executia structurii se vor respecta prevederile din caietul de sarcini anexat la documentatie.

Proiectant general si de arhitectura

adn birou arhitectura
Str. Octavian, nr.27, sector 3, Bucuresti, ROMANIA
Tel./Fax 021 / 3267564, J40/ 3868 / 17.08.2000, R 18230903

Proiectant restaurare

opus/atelier de arhitectură
Calea Vitan B V51 sc.2 ap.42 031296 sector 3 Bucuresti
atelieropus@yahoo.com tel: 021.3211922
nr. J40/8665/2001 cod fiscal: R 14253686

Proiectant rezistenta

incona
INCONA SRL Bucuresti
J40/6707/1991 , R3613714
021 / 2111440

Proiectant instalatii

S.C. D&D EUROCOM S.R.L.
J40/14088/2004, CUI16743973,
Mihai Bravelor 109, bl. F4, sc. 1, et. 7, ap. 29,
sector 3, Bucuresti
Tel/Fax: 0314251983, 0314251981
e-mail: electricist@ddeurocom.ro
website: www.ddeurocom.ro

Specialitate

REZISTENTA

Verificator / Expert	Semnatura	Cerinta	Referat

Pr. Nr. P046/2009 — Beneficiar: Universitatea Nationala de Arte Bucuresti; adresa: G-ral Budisteanu, nr. 19, sect 1, Bucuresti

Titlu Proiect
EXTINDERE SI REMODELARE FUNCTIONALA SEDIUL UNIVERSITATII NATIONALE DE ARTE BUCURESTI, str. General Budisteanu 19

Sef proiect	ing. Mircea Neacsu
Desenat	ing. Andreea Pascu
Verificat	ing. Mircea Neacsu

Titlu Planse
PLAN REALIZARE
SUPANTA METALICA
COTA +2.54 - CORP C3

Faza	Scara	Data	
PT-DE REV.2	1:50/1:5	12.2016	RC3-3-2

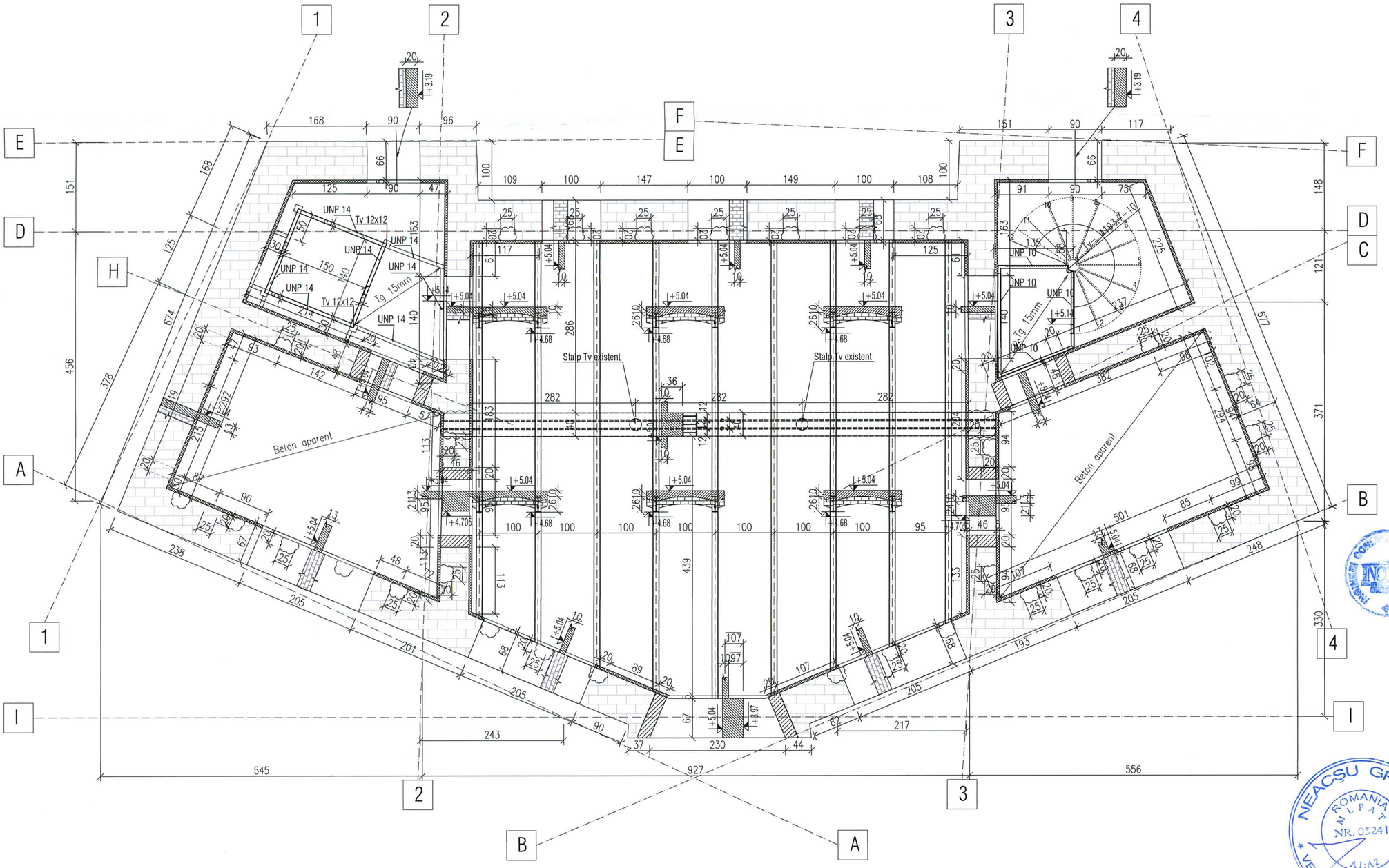

NOTA: Acest plan se va citi impreuna cu planurile de arhitectura aferente. Orice neconcordanta va fi semnalata proiectantului inainte de executie.
NOTA ELEMENTE B.A.: Cofraje calitatea I - textura si specificatii cf. caietelor de sarcini arhitectura: "Lucrari de betoane"

BETON ARMAT:
a) Clasa : C20/25;
b) Ciment: CEM IIA-32,5R;
c) Consistenta:S3;
d) Clase de expunere:XC3;
e) Clasa de cloruri:Cl 02;
f) Diametrul maxim al agregatelor:Dmax = 20mm;
g) Acoperirea armaturii: Cf. proiect;
h) Grad de impermeabilitate: P4/10.

Schema generala

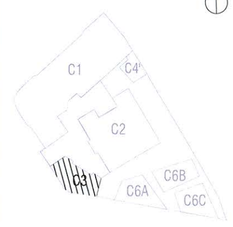

NOTA:
-Zona centrala se va turna in prima etapa, iar zonele cu plansee de beton aparent se vor turna in etapa a doua, impreuna cu buiandrugii aferenti;
-Torcretul de pe peretii din axele A si B, intre axele 2-3, va prelua inclinarea peretilor.
-In buzunare/ salile laterale, cofrajul va fi tip TEGO- calit. I, la prima folosire;

-Beton aparent structural: beton gri cu adaos de agregate rotunjite (sort 4-8mm, 7-15 mm, 15-25mm) din marmura alba 70% si marmura neagra 30%.

CATEGORIA DE IMPORTANTA C -NORMALA
La executia structurii se vor respecta prevederile din caietul de sarcini anexat la documentatie.

SOCIETATE COMERCIALA birou de arhitectura SRL BUCUREŞTI - ROMANIA

Proiectant general si de arhitectura

adn birou arhitectura
Str. Octavian, nr. 27, sector 3, Bucuresti, ROMANIA
Tel. / Fax : 021 / 3267954, J40 / 3968 / 17.03.2003, R 15293910

Proiectant restaurare

opus/atelier de arhitectură
Calea Vitan 8 V51 sc.2 ap.42 031296 sector 3 Bucuresti
atelieropus@yahoo.com tel 021 3217532
nr. J40/8663/2001 cod fiscal: R 14235686

Proiectant rezistenta

Incona
INCONA SRL Bucuresti
J40/6707/ 1991 ; R3013714
021 / 2111440

Proiectant instalatii

S.C. D&D EUROCOM S.R.L.
J40/14388/2004, CUI16742073,
Matei Basarab 108, bl. 74, sc. 1, et. 7, ap. 29,
sector 3, Bucuresti
Tel/Fax: 031/4251982, 031/4251981
e-mail: electrice@ddeurocom.ro
website: www.ddeurocom.ro

Specialitate

REZISTENTA

Verificator / Expert	Semnatura	Cerinta	Referat

Pr. Nr.	Beneficiar	Universitatea Nationala de Arte Bucuresti
P046/2009	adresa	G-ral Budisteanu, nr. 19, sect 1, Bucuresti

Titlu Proiect

EXTINDERE SI REMODELARE FUNCTIONALA SEDIUL UNIVERSITATII NATIONALE DE ARTE BUCURESTI, str. General Budisteanu 19

Sef proiect	ing. Mircea Neacsu	
Intocmit	ing. Alexandru Constantin	
Verificat	ing. Mircea Neacsu	

NEACŞU GR. ION ROMANIA M.L.P.A.T. NR. 05241 A1;A2 VERIFICATOR PROIECTE

Titlu Plansa

PLAN COFRAJ PLANSEU PESTE PARTER - CORP C3

Faza	Scara	Data	
PT+DE REV.2	1:50	09.2016	RC3-4

Acest proiect contine informatii confidentiale si este proprietatea intelectuala a proiectantului. Nu poate fi copiat sau folosit fara acordul scris al proiectantului.

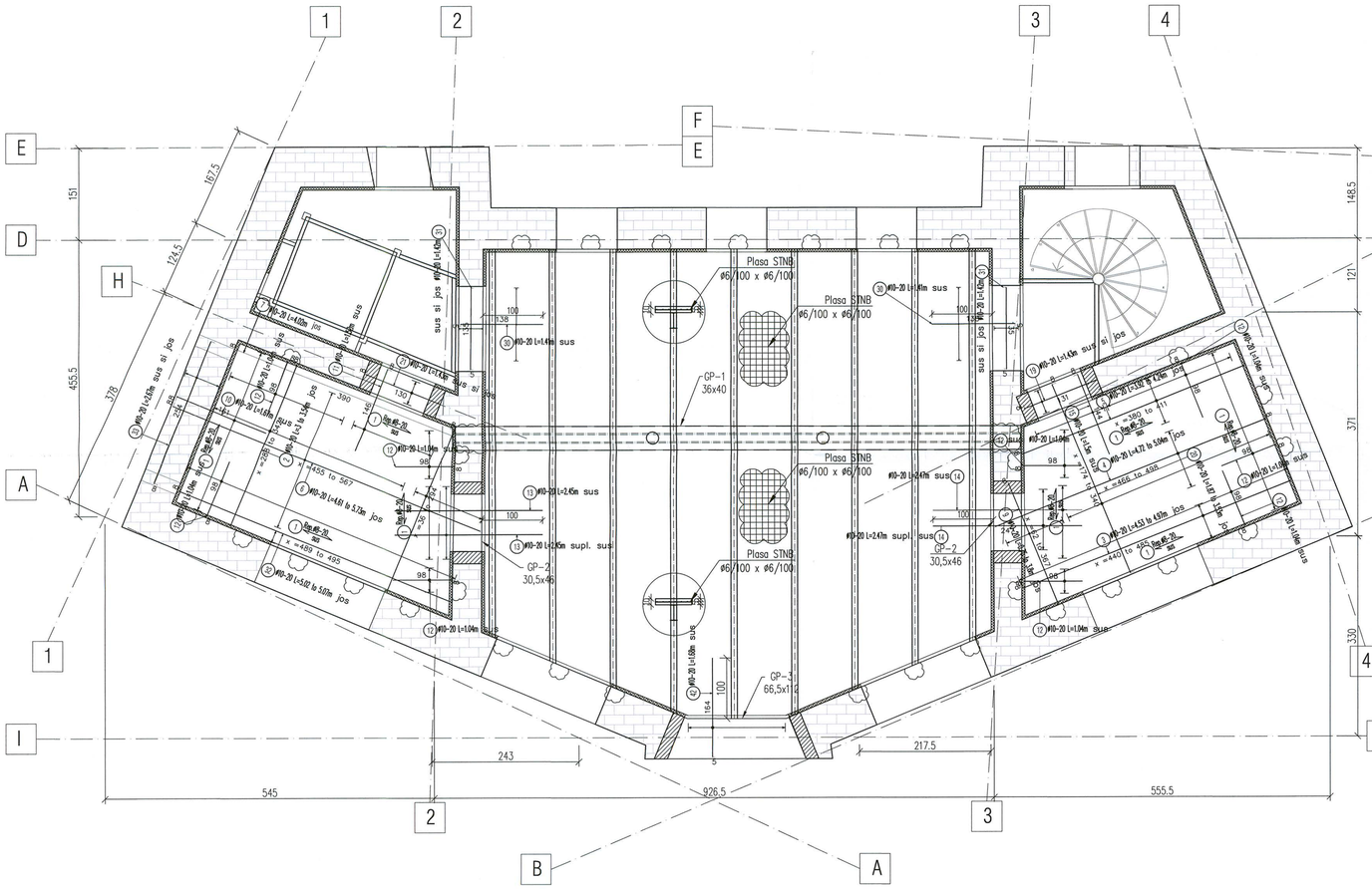

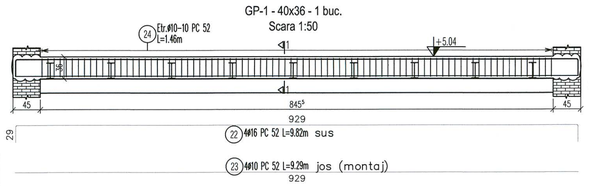

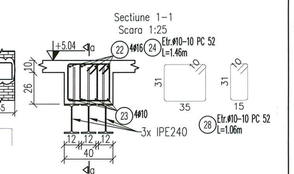

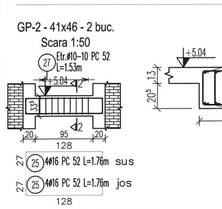

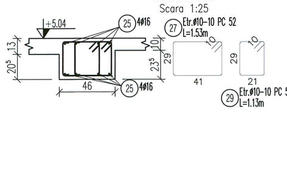

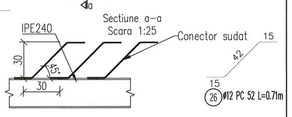

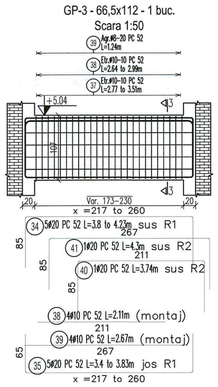

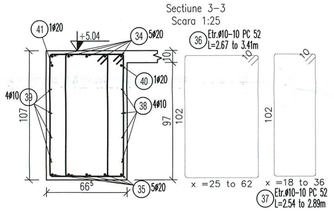

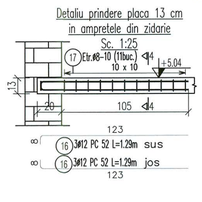

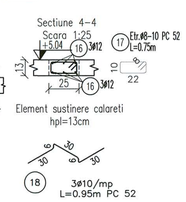

Schema generala

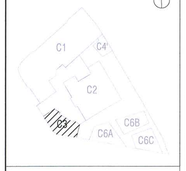

NOTA:
-Plasele sudata se innadesc, prin suprapunere, in mijlocul ochiurilor de placa;
-Barele de montaj marca 23 de la grinda GP-1 se intrerup la fetele grinzilor secundare si se sudeaza de acestea;
-Cotele partiale ale barelor sunt date la exterior;
-La executia structurii se vor respecta prevederile din caietul de sarcini anexat la documentatie;

CATEGORIA DE IMPORTANTA C -NORMALA

BETON ARMAT
a) Clasa : C20/25;
b) Ciment: CEM IIA-32,5R;
c) Consistenta:S3;
d) Clase de expunere:XC2;
e) Clasa de cloruri:Cl 0;2;
f) Diametrul maxim al agregatelor:Dmax = 20mm;
g) Acoperirea armaturii: placa=25mm;
grinzi=35mm;
h) Grad de impermeabilitate: P_4^{10}.

ARMATURI PENTRU BETON
SREN 10080; STAS 438/1-89
S 355 C/ S 345 C(PC 52).

Proiectant general si de arhitectura

birou arhitectura
Str.Octavian, nr.27, sector3, Bucuresti,ROMANIA
Tel./Fax : 021 / 3267954, J40/3968 / 17.03.2003, R 15293910

Proiectant restaurare

opus/atelier de arhitectură
Calea Vitan 8 V51 sc.2 ap.42 031296 sector 3 Bucuresti
ateliersopus@yahoo.com tel: 021.3217632
nr. J40/8663/2001 cod fiscal: R 14255586

Proiectant rezistenta

INCONA SRL Bucuresti
J40/6707/ 1991 ; R3013714
021 / 2111440

Proiectant instalatii

S.C. D&D EUROCOM S.R.L.
J40/11836/2004, CUI16743573,
Matei Basarab 108, bl. 74, sc. 1, et. 7, ap. 29,
sector 3, Bucuresti
Tel/Fax: 031/4251982, 031/4251981
e-mail: electrice@deeurocom.ro
website: www.ddeurocom.ro

Specialitate

REZISTENTA

Verificator / Expert	Semnatura	Cerinta	Referat

Pr. Nr.	Beneficiar	Universitatea Nationala de Arte Bucuresti
P046/2009	adresa	G-ral Budisteanu, nr. 19, sect 1, Bucuresti

Titlu Proiect
EXTINDERE SI REMODELARE FUNCTIONALA SEDIUL UNIVERSITATII NATIONALE DE ARTE BUCURESTI, str. General Budisteanu 19

Sef proiect	ing. Mircea Neacsu	
Proiectat	ing. Alexandru Constantin	
Desenat	ing. Alexandru Constantin	
Verificat	ing. Mircea Neacsu	

Titlu Plansa
PLAN ARMARE PLANSEU PESTE PARTER - CORP C3

Faza PT+DE REV.2	Scara 1:50	Data 10.2016	RC3-4.1

SOCIETATE COMERCIALA birou de arhitectura srl BUCURESTI - ROMANIA

NEACSU GR ION ROMANIA ALPAA VR. 05241 A1;A2 VERIFICATOR PROIECTE

Acest proiect este proprietatea biroului de arhitectura si nu poate fi folosit sau reproducut fara acordul scris al acestuia. Orice incalcare a acestei prevederi va fi urmarita conform legislatiei in vigoare.

Sectiune 7p-7p

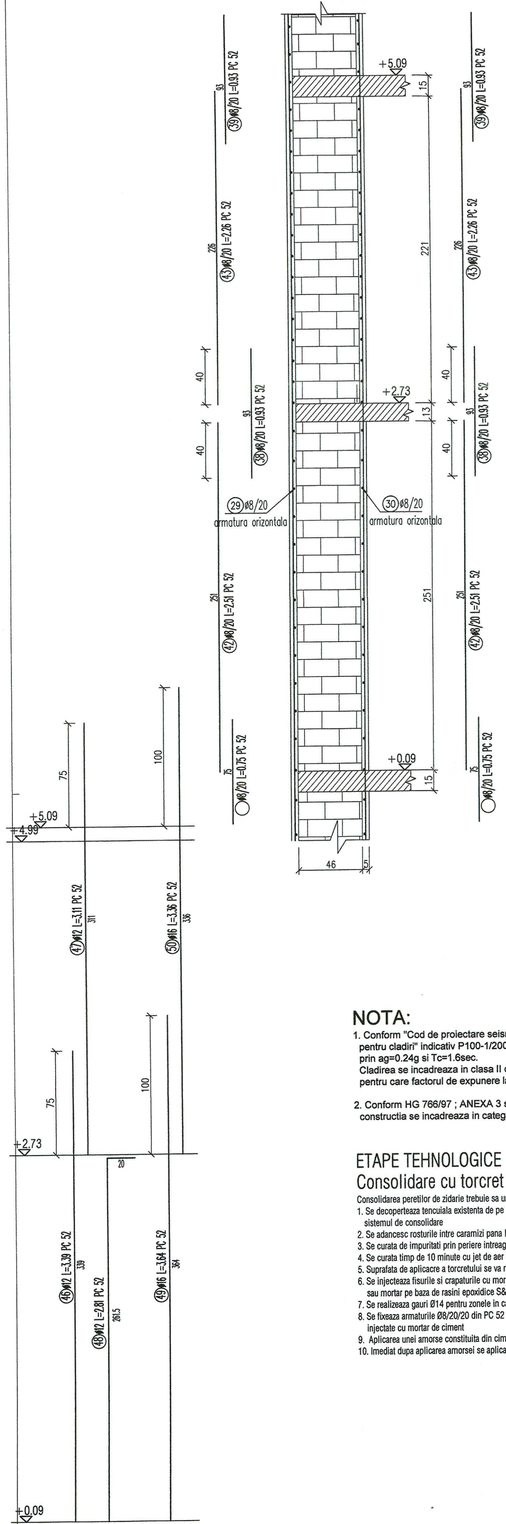

Sectiune 6p-6p

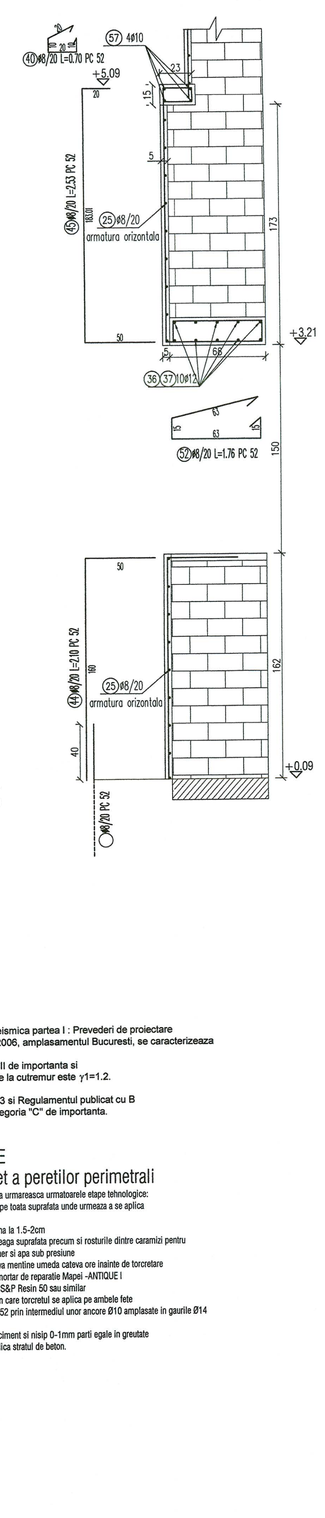

Sectiune 5p-5p

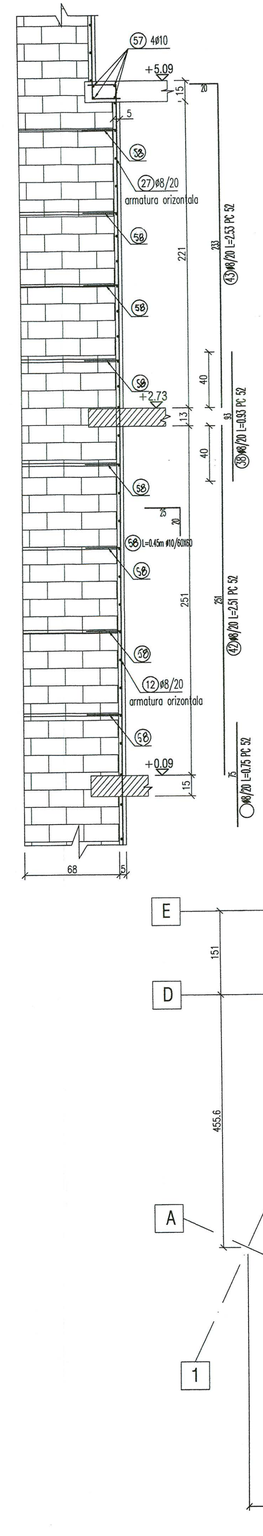

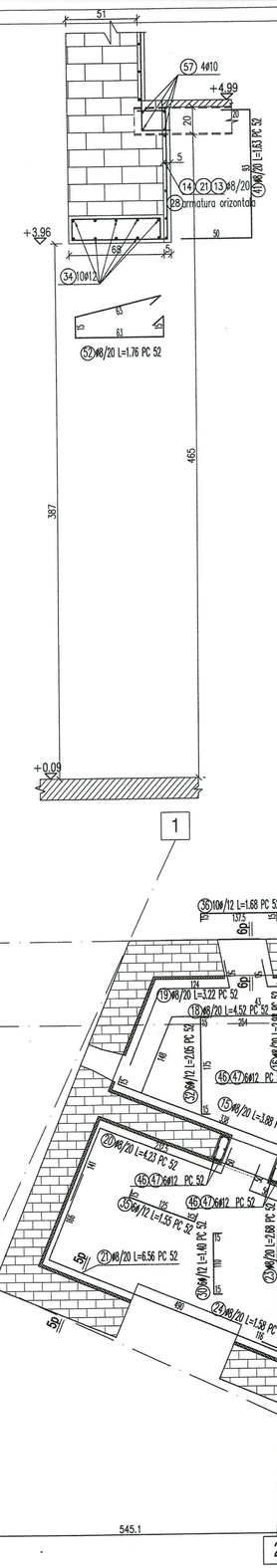

Sectiune 3p-3p

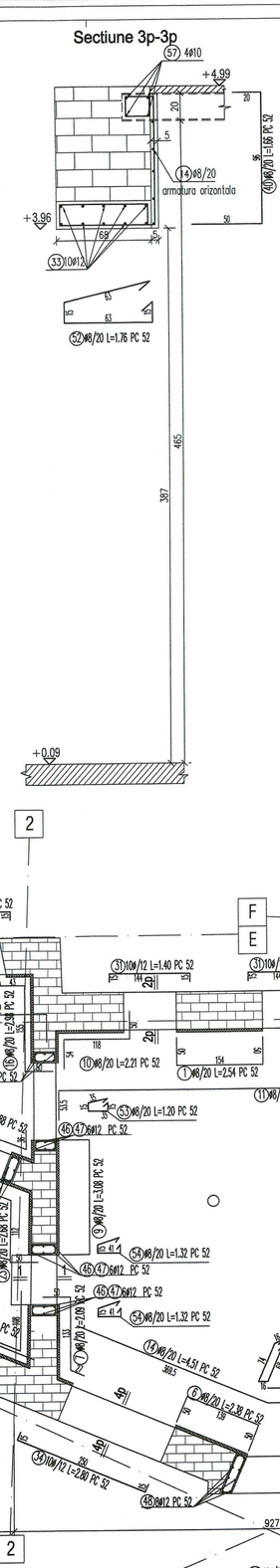

Sectiune 2p-2p

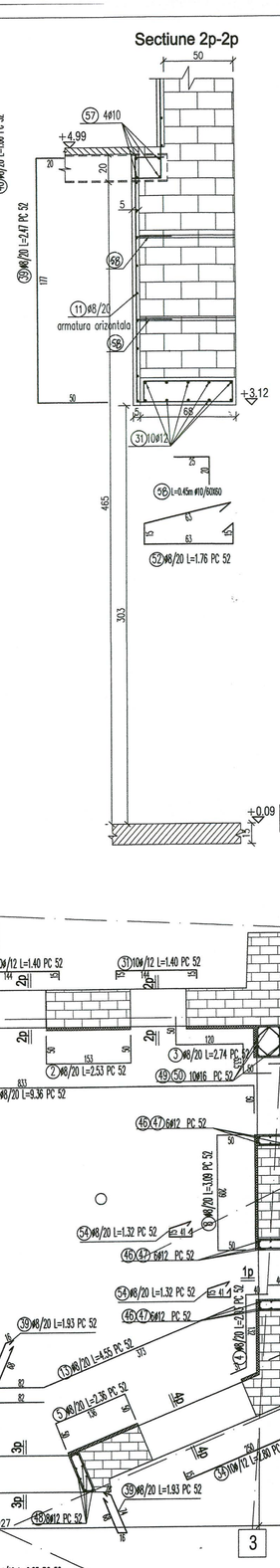

Sectiune 1p-1p

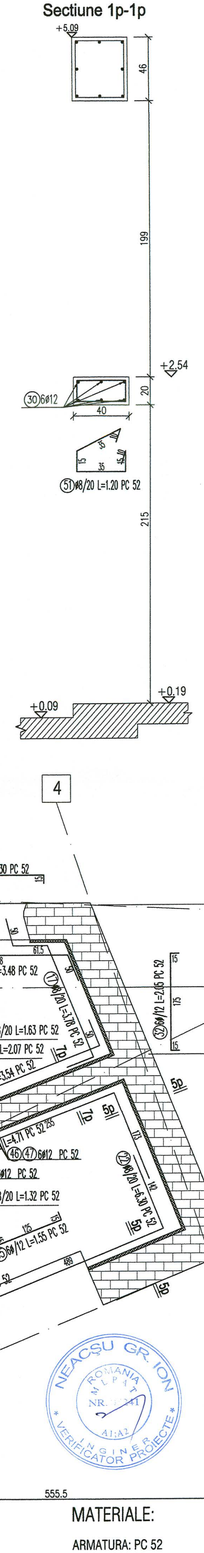

NOTA:

1. Conform "Cod de proiectare seismica partea I : Prevederi de proiectare pentru cladiri" indicativ P100-1/2006, amplasamentul Bucuresti, se caracterizeaza prin ag=0.24g si Tc=1.6sec.
   Cladirea se incadreaza in clasa II de importanta si pentru care factorul de expunere la cutremur este $\gamma 1=1.2$.
2. Conform HG 766/97 ; ANEXA 3 si Regulamentul publicat cu B constructia se incadreaza in categoria "C" de importanta.

ETAPE TEHNOLOGICE

Consolidare cu torcret a peretilor perimetrali

Consolidarea peretilor de zidarie trebuie sa urmareasca urmatoarele etape tehnologice:

1. Se decoperteaza tencuiala existenta de pe toata suprafata unde urmeaza a se aplica sistemul de consolidare
2. Se adancesc rosturile intre caramizi pana la 1.5-2cm
3. Se curata de impuritati prin periere intreaga suprafata precum si rosturile dintre caramizi pentru
4. Se curata timp de 10 minute cu jet de aer si apa sub presiune
5. Suprafata de aplicarce a torcretului se va mentine umeda cateva ore inainte de torcretare
6. Se injecteaza fisurile si crapaturile cu mortar de reparatie Mapei -ANTIQUE I sau mortar pe baza de rasini epoxidice S&P Resin 50 sau similar
7. Se realizeaza gauri Ø14 pentru zonele in care torcretul se aplica pe ambele fete
8. Se fixeaza armaturile Ø8/20/20 din PC 52 prin intermediul unor ancore Ø10 amplasate in gaurile Ø14 injectate cu mortar de ciment
9. Aplicarea unei amorse constituita din ciment si nisip 0-1mm parti egale in greutate
10. Imediat dupa aplicarea amorsei se aplica stratul de beton.

MATERIALE:

ARMATURA: PC 52
BETON: C20/25

Schema generala

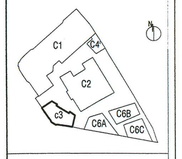

Proiectant general si de arhitectura

birou arhitectura
Str.Octavian, nr.27, sector3, Bucuresti,ROMANIA
Tel./Fax : 021 / 3267954, 3457368 / 17.03.2005, R 12539910

Proiectant restaurare

opus/atelier de arhitectură
Calea Vitan 6 V51 sc.2 ap.42 031296 sector 3 Bucuresti
atelieropus@yahoo.com tel. 021.3217522
nr.J40/8663/2001 cod fiscal: R 14253886

Proiectant rezistenta

INCONA SRL Bucuresti
J40/8767/ 1991 ; RO0113714
021 / 2111442

Proiectant instalatii

S.C. D&D EUROCOM S.R.L.
J40/14588/2004, CUI16742072,
Mihai Bassim 108, bl. 74, sc. 1, et. 7, ap. 29,
sector 3, Bucuresti
Tel/Fax: 0314251992, 0314251991
e-mail: eliza@ddeurocom.ro
website: www.ddeurocom.ro

Specialitate

REZISTENTA

Verificator / Expert	Semnatura	Cerinta	Referat

Pr. Nr.	Beneficiar	Universitatea Nationala de Arte Bucuresti
P040/2009	adresa	G-ral Budisteanu, nr. 19, sect 1, Bucuresti

Titlu Proiect

EXTINDERE SI REMODELARE FUNCTIONALA SEDIUL UNIVERSITATII NATIONALE DE ARTE BUCURESTI, str. General Budisteanu 19

Sef proiect	Ing. Mircea Neacsu
Proiectat	Ing. Horea Dragoia
Desenat	Ing. Horea Dragoia
Verificat	Ing. Mircea Neacsu

Titlu Plansa

PLAN ARMARE CONSOLIDARE PERETI PARTER CORP C3

Faza	Scara	Data	RC3-4-2
PT+DE REV.1	1:50 1:25	04.2013	

EXTRAS DE ARMATURA

M	Ø	LUNG.	BUC.	PC52			
				Ø8	Ø10	Ø12	Ø16
1	8	2.54	16	40.64			
2	8	2.53	16	40.48			
3	8	2.74	16	43.84			
4	8	2.03	24	48.72			
5	8	2.36	24	56.64			
6	8	2.38	24	57.12			
7	8	2.09	24	50.16			
8	8	3.09	24	74.16			
9	8	3.08	24	73.92			
10	8	2.21	16	35.36			
11	8	9.36	9	84.24			
12	8	3.48	18	62.64			
13	8	4.55	6	27.30			
14	8	4.51	6	27.06			
15	8	3.88	24	93.12			
16	8	2.98	24	71.52			
17	8	3.78	24	90.72			
18	8	4.52	24	108.48			
19	8	3.22	8	25.76			
20	8	4.23	24	101.52			
21	8	6.54	24	156.96			
22	8	6.30	24	151.20			
23	8	2.68	24	64.32			
24	8	1.52	24	36.48			
25	8	1.74	24	41.76			
26	8	1.92	24	46.08			
27	8	4.71	24	113.04			
28	8	3.54	24	84.96			
29	8	2.92	8	23.36			
30	12	1.40	12			16.80	
31	12	1.40	30			42.00	
32	12	2.05	12			24.60	
33	12	2.85	12			34.20	
34	12	2.80	20			56.00	
35	12	1.55	12			18.60	
36	12	1.68	10			16.80	
37	12	2.30	10			23.00	
38	12	0.93	110			102.30	
39	8	2.47	15	37.05			
40	8	1.66	9	14.94			
41	8	1.63	20	32.60			
42	8	2.51	260	652.60			
43	8	2.26	260	587.60			
44	8	2.10	13	27.30			
45	8	2.53	13	32.89			
46	12	3.39	48			162.72	
47	12	3.11	48			149.28	
48	12	2.81	16			44.96	
49	16	3.64	10				36.40
50	16	3.36	10				33.60
51	8	1.20	10	12.00			
52	8	1.76	55	96.80			
53	8	1.20	100	120.00			
54	8	1.32	150	198.00			
55	8	2.07	25	51.75			
56	8	1.63	25	40.75			
57	10	51.00	global		51.00		
58	10	0.45	1000		450.00		
TOTAL ml / Ø				3835.84	501.00	691.26	70.00
TOTAL kg / ml				0.395	0.617	0.888	1.578
TOTAL kg / Ø				1516	310	614	111

Schema generala

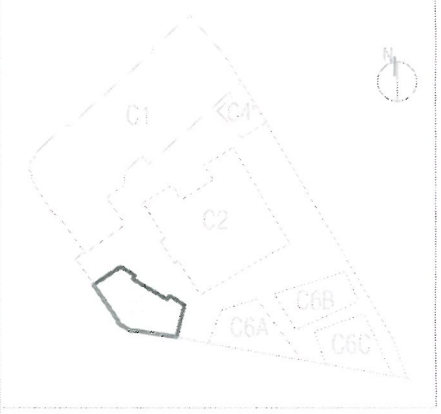

Proiectant general si de arhitectura

adn birou arhitectura

Str. Octavian, nr. 27, sector 3, Bucuresti, ROMANIA
Tel./Fax: 021 / 3267964, J40/3958 / 17.03.2003, R 15233310

Proiectant restaurare

opus/atelier de arhitectură

Calea Vitan 8, V51, sc.2, ap.42, 031295, sector 3, Bucuresti
atelieropus@yahoo.com, tel: 021.321.7632
nr. J40/3668/2007, cod fiscal: R 14221495

Proiectant rezistenta

Incona

INCONA SRL Bucuresti

J40/6402/1991, RJ0193/14
021 / 2211440

Proiectant instalatii

D&D €com

S.C. D&D EUROCOM S.R.L.
J40/14368/2004, CUI: RO16742873
Mihai Bravu 103, bl. 24, nr. 3, et. 4, ap. 29, sector 2, Bucuresti
Tel/Fax: 031/4251982, 031/4251961
e-mail: electric@doeurocom.ro
web site: www.doeurocom.ro

Specialitate

REZISTENTA

Verificator / Expert	Semnatura	Cerinta	Referat

Pr. Nr.	Beneficiar	Universitatea Nationala de Arte Bucuresti
P046/2009	adresa	G-ral Budisteanu, nr. 19, sect 1, Bucuresti

Titlu Proiect

EXTINDERE SI REMODELARE FUNCTIONALA SEDIUL UNIVERSITATII NATIONALE DE ARTE BUCURESTI, str. General Budisteanu 19

Sef proiect	ing. Mircea Neacsu
Proiectat	ing. Horea Dragoia
Desenat	ing. Horea Dragoia
Verificat	ing. Mircea Neacsu

Titlu Plansa

EXTRAS ARMARE CONSOLIDARE PERETI PARTER CORP C3

Faza	Scara	Data	
PT - DE REV.1		04.2013	RC3-4-2E

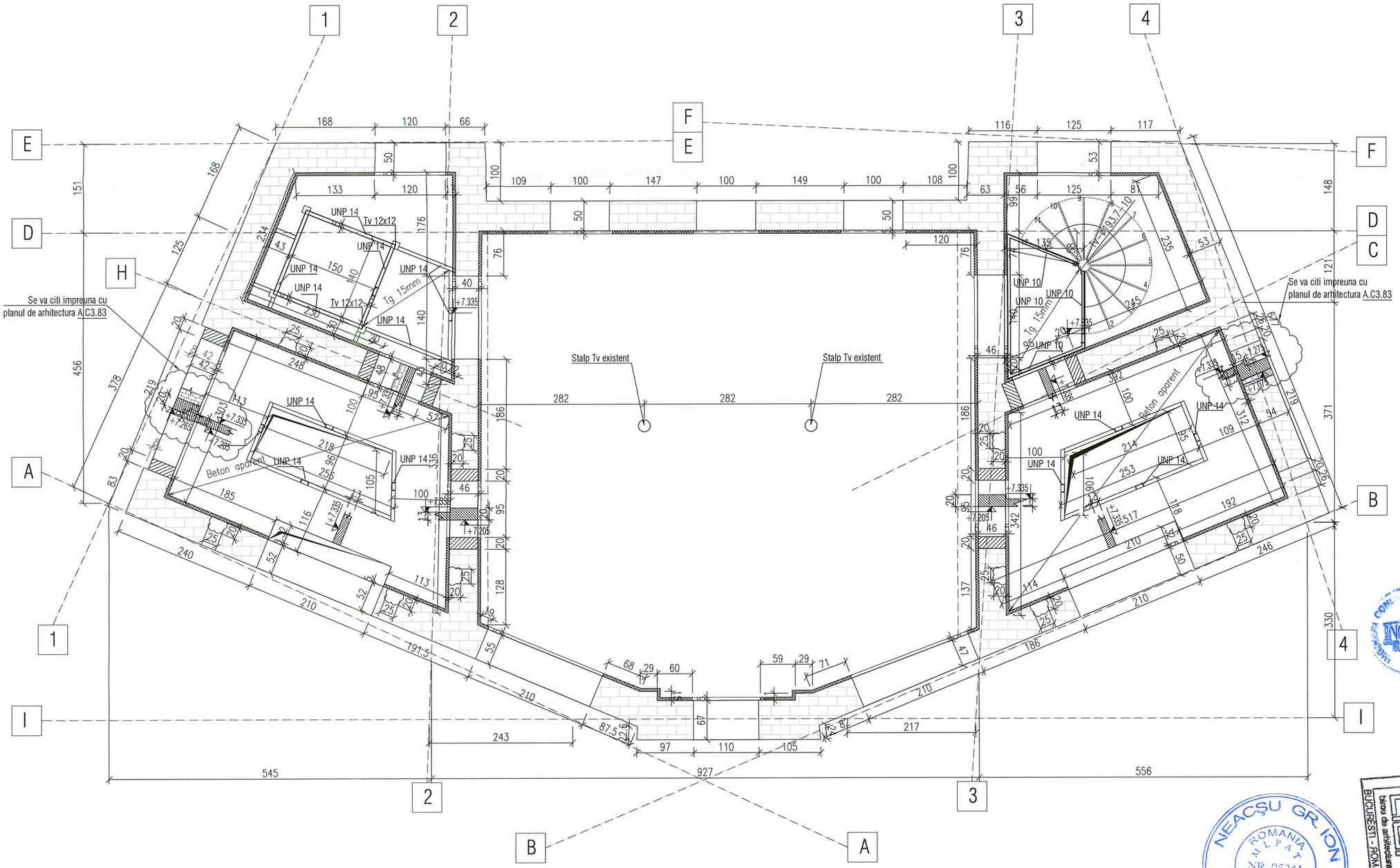

NOTA: Acest plan se va citi impreuna cu planurile de arhitectura aferente. Orice neconcordanta va fi semnalata proiectantului inainte de executie.
NOTA ELEMENTE B.A.: Cofraje calitatea I - textura si specificatii cf. caietelor de sarcini arhitectura: "Lucrari de betoane"

BETON ARMAT :
a) Clasa : C20/25;
b) Ciment: CEM IIA-32,5R;
c) Consistenta:S3;
d) Clase de expunere:XC3;
e) Clasa de cloruri:Cl 02;
f) Diametrul maxim al agregatelor:Dmax = 20mm;
g) Acoperirea armaturii: Cf. proiect;
h) Grad de impermeabilitate: P4/10.

Schema generala

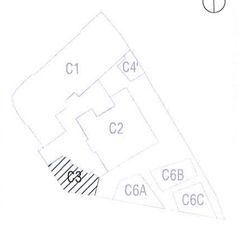

NOTA:
-Planseul de beton aparent se va turna impreuna cu buiandrugii aferenti;
-Profilele UNP14 din jurul golurilor se vor monta ulterior turnarii planseului;
-Torcretul de pe peretii din axele A si B, intre axele 2-3, va prelua inclinarea peretilor.
-In buzunare/ salile laterale, cofrajul va fi tip TEGO- calit. I, la prima folosire;

-Beton aparent structural, polisat: beton gri cu adaos de agregate rotunjite (sort 4-8mm, 7-15 mm, 15-25mm) din marmura alba 90% si marmura neagra 10%.
-Betonul se va turna la partea superioara cu 2-3mm in plus, astfel incat, prin polisare, cota supantei sa ajunga la cota profilului UNP de bordaj.

Pentru evitarea microfisurilor:
-Betonul va fi dublu armat; in afara plasei de armare se vor prevedea si fibre compozite din poliester;
-La fiecare colt se vor prevedea corniere din aluminiu, fixate cu tije reglabile;

CATEGORIA DE IMPORTANTA C -NORMALA
La executia structurii se vor respecta prevederile din caietul de sarcini anexat la documentatie.

Proiectant general si de arhitectura

birou arhitectura
Str. Octavian, nr. 27, sector 3, Bucuresti, ROMANIA
Tel. / Fax : 021 / 3267954, J40 / 3968 / 17.03.2003, R 15293910

Proiectant restaurare

opus/atelier de arhitectură
Calea Vitan 8 V51 sc.2 ap.42 031296 sector 3 Bucuresti
atelieropus@yahoo.com tel 021 3217632
nr. J40/8663/2001 cod fiscal: R 14235686

Proiectant rezistenta

INCONA SRL Bucuresti
J40/6707/ 1991 ; R3013714
021 / 2111440

Proiectant instalatii

S.C. D&D EUROCOM S.R.L.
J40/14388/2004, CUI16742073,
Matei Basarab 108, bl. 74, sc. 1, et. 7, ap. 29, sector 3, Bucuresti
Tel/Fax: 031/4251982, 031/4251981
e-mail: electrice@ddeurocom.ro
website: www.ddeurocom.ro

Specialitate

REZISTENTA

Verificator / Expert	Semnatura	Cerinta	Referat

Pr. Nr. P046/2009

Beneficiar: Universitatea Nationala de Arte Bucuresti
adresa: G-ral Budisteanu, nr. 19, sect 1, Bucuresti

Titlu Proiect

EXTINDERE SI REMODELARE FUNCTIONALA SEDIUL UNIVERSITATII NATIONALE DE ARTE BUCURESTI, str. General Budisteanu 19

Sef proiect	ing. Mircea Neacsu	
Desenat	ing.Alexandru Constantin	
Verificat	ing. Mircea Neacsu	

Titlu Plansa

PLAN COFRAJ SUPANTA
COTA +7.335 - CORP C3

Faza	Scara	Data	
PT + DE REV.2	1:50	09.2016	RC3-5

NEACȘU GR. ION ROMANIA M.L.P.A.T. NR. 05241 INGINER VERIFICATOR PROIECTE A1;A2

SOCIETATE COMERCIALA birou de arhitectura srl BUCUREȘTI - ROMANIA

Acest proiect este proprietatea CVN SRL si este protejat de legislatia privind drepturile de autor. Este interzisa copierea sau folosirea lui partiala sau totala fara acordul scris al CVN SRL. Orice modificare efectuata pe acest desen fara acordul scris al CVN SRL va duce la anularea garantiei acordate produsului.

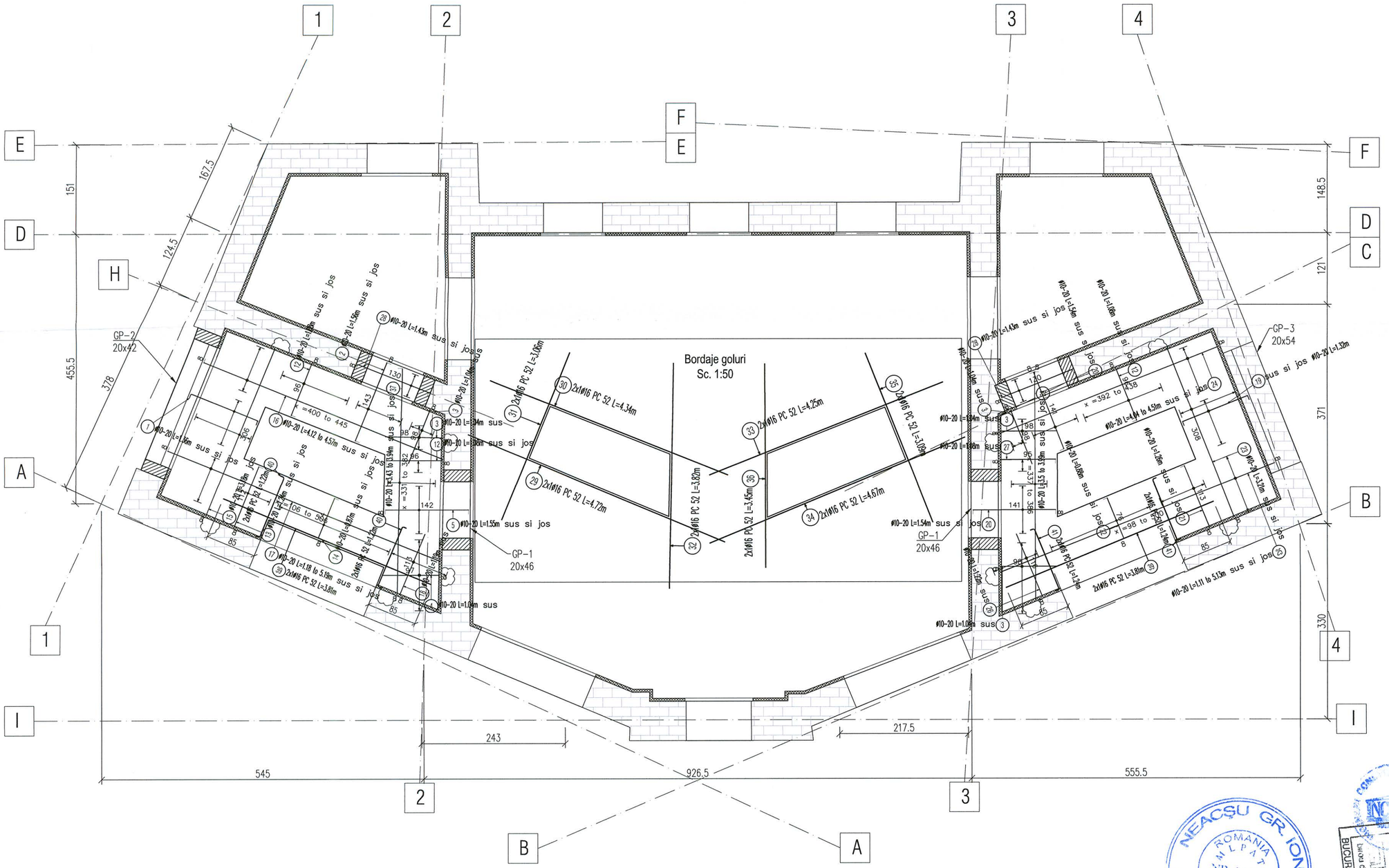

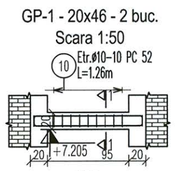

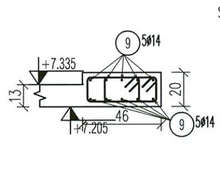

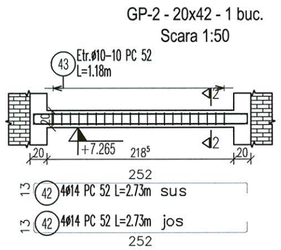

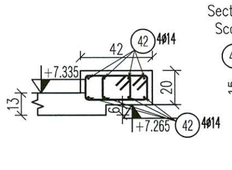

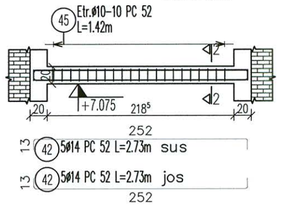

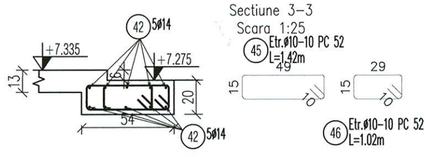

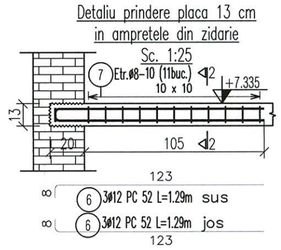

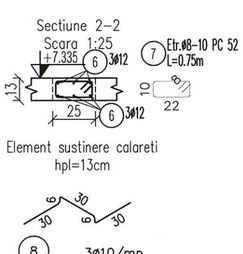

Schema generala

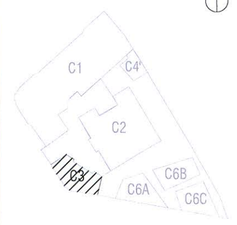

NOTA:
-Cotele partiale ale barelor sunt date la exterior;
-La executia structurii se vor respecta prevederile din caietul de sarcini anexat la documentatie;

CATEGORIA DE IMPORTANTA C -NORMALA

BETON ARMAT
a) Clasa : C20/25;
b) Ciment: CEM IIA-32,5R;
c) Consistenta:S3;
d) Clase de expunere:XC2;
e) Clasa de cloruri:Cl 02;
f) Diametrul maxim al agregatelor:Dmax = 20mm;
g) Acoperirea armaturii: placa=25mm;
grinzi=35mm;
h) Grad de impermeabilitate: P_4^{10}.

Proiectant general si de arhitectura

birou arhitectura
Str. Octavian, nr. 27, sector 3, Bucuresti, ROMANIA
Tel./Fax : 021 / 3267954, J40 / 3968 / 17.03.2003, R 15293910

ARMATURI PENTRU BETON
SREN 10080; STAS 438/1-89
S 355 C/S 345 C(PC 6[illegible])

Proiectant rezistenta
Incona
INCONA SRL Bucuresti
J40/6707/ 1991 ; R3013714
021 / 2111440

Proiectant instalatii
S.C. D&D EUROCOM S.R.L.
J40/14388/2004, CUI16742073,
Matei Basarab 108, bl. 74, sc. 1, et. 7, ap. 29, sector 3, Bucuresti
Tel/Fax: 031/4251982, 031/4251981
e-mail: electrice@ddeurocom.ro
website: www.ddeurocom.ro

Specialitate
REZISTENTA

Verificator / Expert	Semnatura	Cerinta	Referat

Pr. Nr. P046/2009 | Beneficiar Universitatea Nationala de Arte Bucuresti | adresa G-al Budisteanu, nr. 19, sect 1, Bucuresti

Titlu Proiect
EXTINDERE SI REMODELARE FUNCTIONALA SEDIUL UNIVERSITATII NATIONALE DE ARTE BUCURESTI, str. General Budisteanu 19

Sef proiect	ing. Mircea Neacsu	
Proiectat	ing. Alexandru Constantin	
Desenat	ing. Mircea Neacsu	
Verificat	ing. Mircea Neacsu	

Titlu Plansa
PLAN ARMARE PLANSEU SUPANTA COTA +7.335 - CORP C3

Faza	Scara	Data	
PT+DE REV.2	1:50	10.2016	RC3-5.1

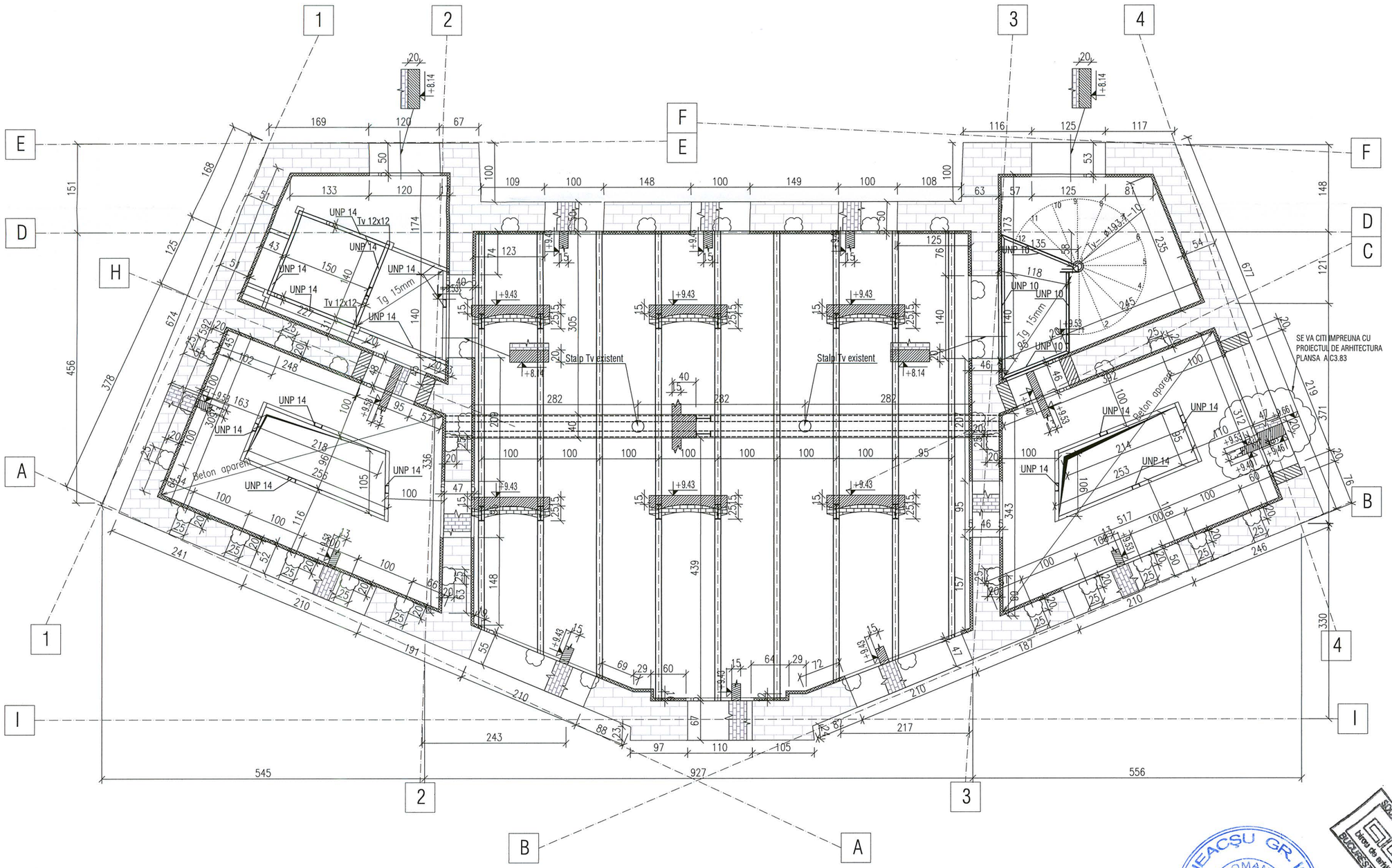

Schema generala

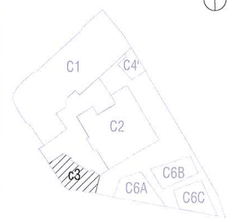

NOTA:
-Zona centrala se va turna in prima etapa, iar zonele cu plansee de beton aparent se vor turna in etapa a doua, impreuna cu buiandrugii aferenti;
-Torcretul de pe peretii din axele A si B, intre axele 2-3, va prelua inclinarea peretilor.
-In buzunare/ salile laterale, cofrajul va fi tip TEGO- calit. I, la prima folosire;

-Beton aparent structural, polisat: beton gri cu adaos de agregate rotunjite (sort 4-8mm, 7-15 mm, 15-25mm) din marmura alba 100%.

CATEGORIA DE IMPORTANTA C -NORMALA
La executia structurii se vor respecta prevederile din caietul de sarcini anexat la documentatie.

NOTA: Acest plan se va citi impreuna cu planurile de arhitectura aferente. Orice neconcordanta va fi semnalata proiectantului inainte de executie.
NOTA ELEMENTE B.A.: Cofraje calitatea I - textura si specificatii cf. caietelor de sarcini arhitectura: "Lucrari de betoane"

BETON ARMAT :
a) Clasa : C20/25;
b) Ciment: CEM IIA-32,5R;
c) Consistenta:S3;
d) Clase de expunere:XC3;
e) Clasa de cloruri:Cl 02;
f) Diametrul maxim al agregatelor:Dmax = 20mm;
g) Acoperirea armaturii: Cf. proiect;
h) Grad de impermeabilitate: P4/10.

NEACSU GR. ION ROMANIA MLPAT NR. 05241 A1:A2 INGINER VERIFICATOR PROIECTE

SOCIETATEA COMERCIALA birou de arhitectura srl BUCURESTI - ROMANIA

Proiectant general si de arhitectura

adn birou arhitectura
Str. Octavian, nr. 27, sector 3, Bucuresti, ROMANIA
Tel. / Fax : 021 / 3267954, J40 / 3968 / 17.03.2003, R 15293910

Proiectant restaurare

opus/atelier de arhitectură
Calea Vitan 8 V51 sc.2 ap.42 031296 sector 3 Bucuresti
atelieropus@yahoo.com tel 021 3217632
nr. J40/8663/2001 cod fiscal: R 14235686

Proiectant rezistenta

Incona Quality
INCONA SRL Bucuresti
J40/6707/ 1991 ; R3013714
021 / 2111440

Proiectant instalatii

S.C. D&D EUROCOM S.R.L.
J40/14388/2004, CUI16742073,
Matei Basarab 108, bl. 74, sc. 1, et. 7, ap. 29, sector 3, Bucuresti
Tel/Fax: 031/4251982, 031/4251981
e-mail: electrice@ddeurocom.ro
website: www.ddeurocom.ro

Specialitate

REZISTENTA

Verificator / Expert	Semnatura	Cerinta	Referat

Pr. Nr.	Beneficiar	Universitatea Nationala de Arte Bucuresti
P046/2009	adresa	G-ral Budisteanu, nr. 19, sect 1, Bucuresti

Titlu Proiect

EXTINDERE SI REMODELARE FUNCTIONALA SEDIUL UNIVERSITATII NATIONALE DE ARTE BUCURESTI, str. General Budisteanu 19

Sef proiect	ing. Mircea Neacsu	
Desenat	ing. Alexandru Constantin	
Verificat	ing. Mircea Neacsu	

Titlu Plansa

PLAN COFRAJ PLANSEU PESTE ETAJ - CORP C3

Faza	Scara	Data	
PT + DE REV.2	1:50	09.2016	RC3-6

Acest proiect este protejat de Legea 8/1996 privind dreptul de autor si drepturile conexe. Orice reproducere, distribuire, comunicare publica, prelucrare sau folosire a acestuia, in intregime sau in parte, fara acordul scris al autorului, constituie o incalcare a legii si se pedepseste conform legii.

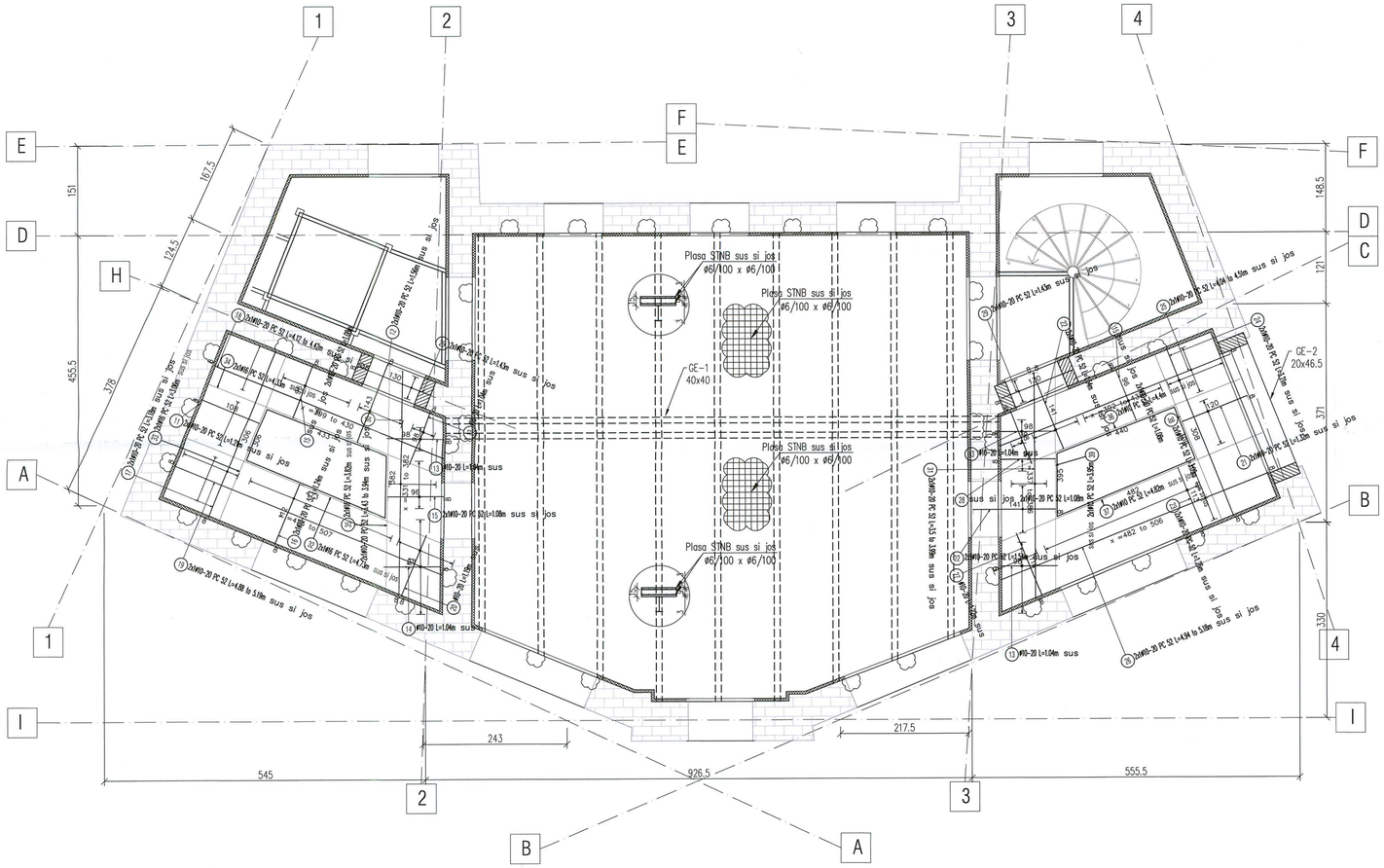

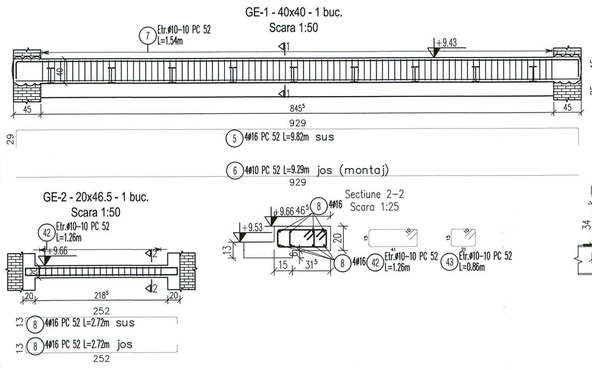

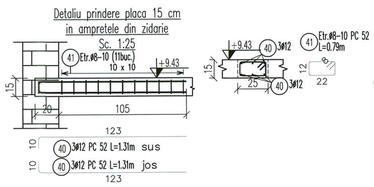

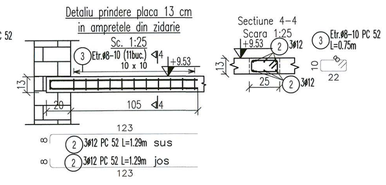

Element sustinere colareti
hpl=13cm

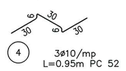

Schema generala

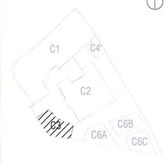

NOTA:
-Plasele sudata se innadesc, prin suprapunere, in mijlocul ochiurilor de placa;
-Barele de montaj marca 23 de la grinda GP-1 se intrerup la fetele grinzilor secundare si se sudeaza de acestea;
-Cotele partiale ale barelor sunt date la exterior;
-La executia structurii se vor respecta prevederile din caietul de sarcini anexat la documentatie;

CATEGORIA DE IMPORTANTA C -NORMALA

BETON ARMAT
a) Clasa : C20/25;
b) Ciment: CEM IIA-32,5R;
c) Consistenta:S3;
d) Clase de expunere:XC2;
e) Clasa de cloruri:Cl 02;
f) Diametrul maxim al agregatelor:Dmax = 20mm;
g) Acoperirea armaturii: placa=25mm;
grinzi=35mm;
h) Grad de impermeabilitate: P_4^{10}.

ARMATURI PENTRU BETON
SREN 10080; STAS 438/1-89
S 355 C/ S 345 C(PC 52).

Proiectant general si de arhitectura
birou arhitectura
Str.Octavian, nr.27, sector3, Bucuresti,ROMANIA
Tel./Fax : 021 / 3267954, J40/3968 / 17.03.2003, R 15293910

Proiectant restaurare
opus/atelier de arhitectură
Calea Vitan 8 V51 sc.2 ap.42 031296 sector 3 Bucuresti
atelieropus@yahoo.com tel 021.3213532
nr. J40/8563/2001 cod fiscal: R 14235686

Proiectant rezistenta
incona
INCONA SRL Bucuresti
J40/6707/ 1991 ; R3013714
021 / 2111440

Proiectant instalatii
S.C. D&D EUROCOM S.R.L.
J40/14368/2004, CUI16742073,
Matei Basarab 108, bl. 74, sc. 1, et. 7, ap. 29,
sector 3, Bucuresti
Tel/Fax: 031/4251982, 031/4251981
e-mail: electro@ddeurocom.ro
website: www.ddeurocom.ro

Specialitate
REZISTENTA

Verificator / Expert	Semnatura	Cerinta	Referat

Pr. Nr. P046/2009
Beneficiar: Universitatea Nationala de Arte Bucuresti
adresa: G-ral Budisteanu, nr. 19, sect 1, Bucuresti

Titlu Proiect
EXTINDERE SI REMODELARE FUNCTIONALA SEDIUL UNIVERSITATII NATIONALE DE ARTE BUCURESTI, str. General Budisteanu 19

Sef proiect	ing. Mircea Neacsu	
Proiectat	ing. Alexandru Constantin	
Desenat	ing. Alexandru Constantin	
Verificat	ing. Mircea Neacsu	

Titlu Planse
PLAN ARMARE PLANSEU PESTE ETAJ - CORP C3

Faza	Scara	Data	
PT-DE REV.2	1:50	12.2016	RC3-6.1

NEACSU GR ION ROMANIA INLPA NR. 05211 VERIFICATOR PROIECTE A1;A2

SOCIETATE COMERCIALA birou de arhitectura BUCURESTI - ROMANIA

Acest document este proprietatea exclusiva a biroului de arhitectura si nu poate fi folosit fara acordul scris al acestuia. Contravine prevederilor legislatiei in vigoare si se pedepseste conform legii.

Sectiune 8e1-8e1
sc 1:25

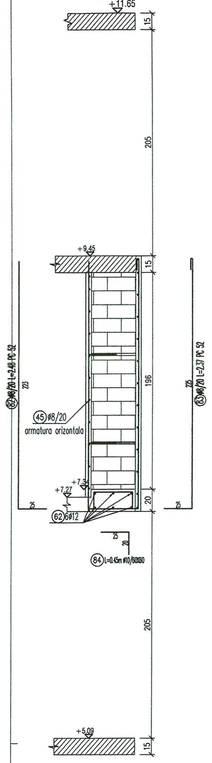

Sectiune 7e1-7e1
sc 1:25

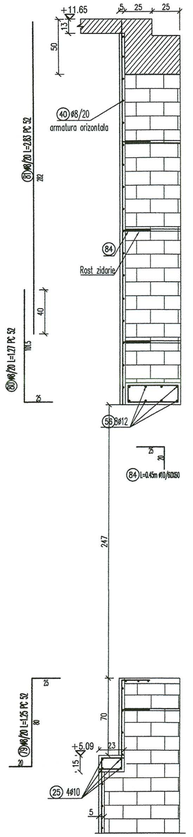

Sectiune 6e1-6e1
sc 1:25

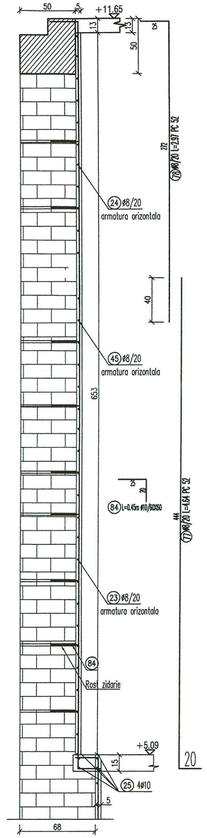

Sectiune 6e1-6e1
sc 1:25

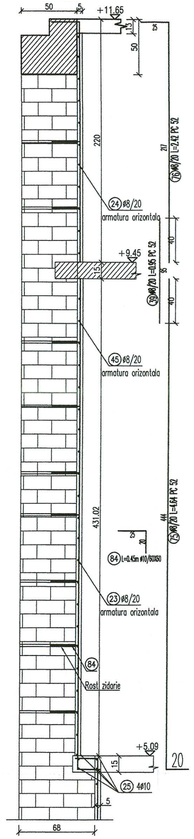

Sectiune 5e1-5e1
sc 1:25

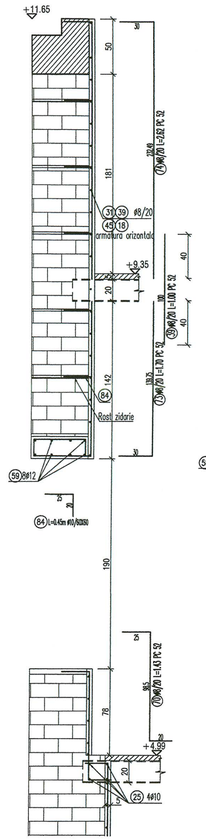

Sectiune 5e1-5e1
sc 1:25

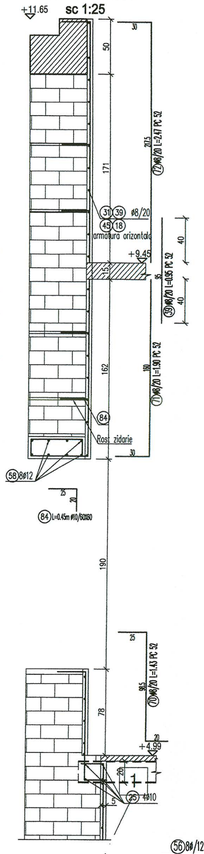

Sectiune 4e1-4e1
sc 1:25

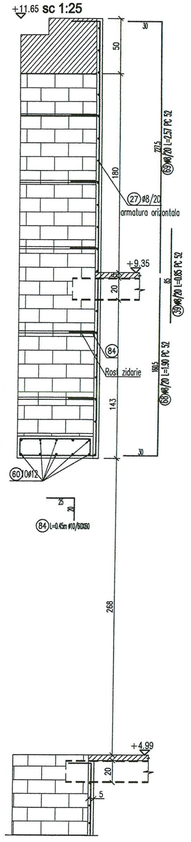

Sectiune 3e1-3e1
sc 1:25

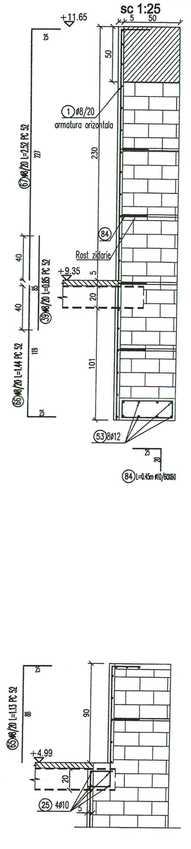

Sectiune 2e1-2e1
sc 1:25

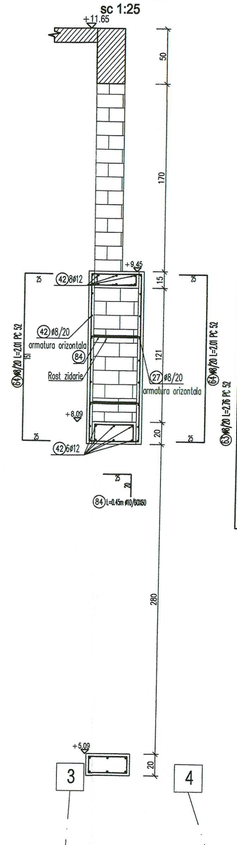

Sectiune 1e1-1e1
sc 1:25

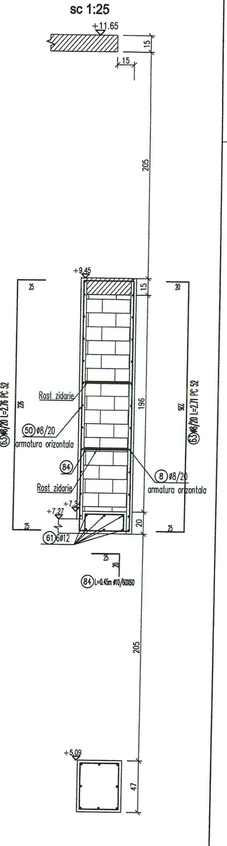

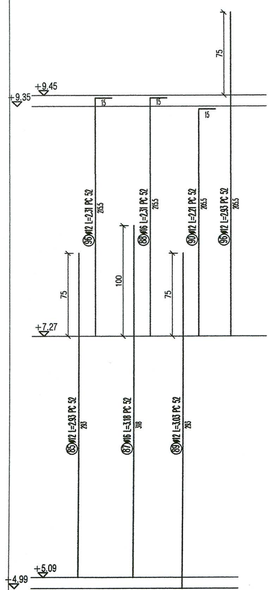

NOTA:

1. Conform "Cod de proiectare seismica partea I : Prevederi de proiectare pentru cladiri" indicativ P100-1/2006, amplasamentul Bucuresti, se caracterizeaza prin ag=0.24g si Tc=1.6sec.
   Cladirea se incadreaza in clasa II de importanta si pentru care factorul de expunere la cutremur este γ1=1.2.
2. Conform HG 766/97 ; ANEXA 3 si Regulamentul publicat cu B constructia se incadreaza in categoria "C" de importanta.

ETAPE TEHNOLOGICE
Consolidare cu torcret a peretilor perimetrali

Consolidarea peretilor de zidarie trebuie sa urmareasca urmatoarele etape tehnologice:

1. Se decopertaeza tencuiala existenta de pe toata suprafata unde urmeaza a se aplica sistemul de consolidare
2. Se adancesc rosturile intre caramizi pana la 1.5-2cm
3. Se curata de impuritati prin periere intreaga suprafata precum si rosturile dintre caramizi pentru
4. Se curata timp de 10 minute cu jet de aer si apa sub presiune
5. Suprafata de aplicacre a torcretului se va mentiine umeda cateva ore inainte de torcretare
6. Se injecteaza fisurile si crapaturile cu mortar de reparatie Mapei -ANTIQUE I sau mortar pe baza de rasini epoxidice S&P Resin 50 sau similar
7. Se realizeaza gauri Ø14 pentru zonele in care torcretul se aplica pe ambele fete
8. Se fixeaza armaturile Ø8/20/20 din PC 52 prin intermediul unor ancore Ø10 amplasate in gaurile Ø14 injectate cu mortar de ciment
9. Aplicarea unei amorse constituita din ciment si nisip 0-1mm parti egale in greutate
10. Imediat dupa aplicarea amorsei se aplica stratul de beton.

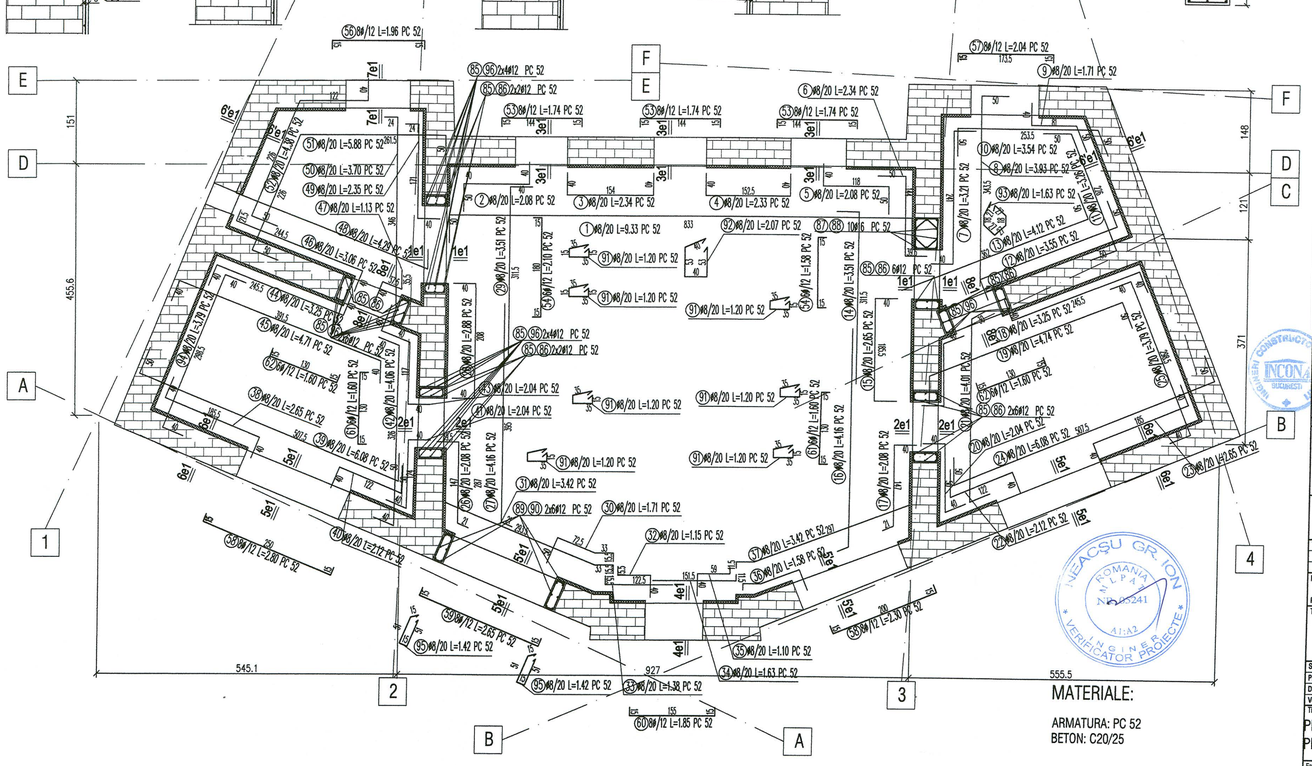

MATERIALE:

ARMATURA: PC 52
BETON: C20/25

Schema generala

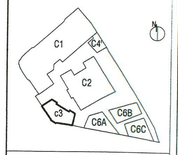

Proiectant general si de arhitectura

b r o u a r h i t e c t u r a
Str. Octavian, nr. 27, sector 3, Bucuresti, ROMANIA
Tel. / Fax : 021 / 3267954, 040 / 3968 / 17.03.2003, R 15293910

Proiectant restaurare

opus/atelier de arhitectură
Calea Vitan B V31 sc.2 ap.42 031296 sector 3 Bucuresti
atelieropus@yahoo.com tel: 021.3217632
nr. J40/6692/2001 cod fiscal: R 14259666

Proiectant rezistenta

incona
INCONA SRL Bucuresti
J40/6702/1991 ; R3013714
021 / 2111440

Proiectant instalatii

D&D €com
S.C. D&D EUROCOM S.R.L.
J40/14388/2004, CUI16742073,
Matei Basarab 100, bl. 74, A, sc. 1, et. 7, ap. 29, sector 3, Bucuresti
Tel/Fax: 021/4251982, 021/4251981
e-mail: electrica@d&deurocom.ro
website: www.d&deurocom.ro

Specialitate

REZISTENTA

Verificator / Expert	Semnatura	Cerinta	Referat

Pr. Nr.	Beneficiar	Universitatea Nationala de Arte Bucuresti
P046/2009	adresa	G-ral Budisteanu, nr. 19, sect 1, Bucuresti

Titlu Proiect

EXTINDERE SI REMODELARE FUNCTIONALA SEDIUL UNIVERSITATII NATIONALE DE ARTE BUCURESTI, str. General Budisteanu 19

Sef proiect	Ing. Mircea Neacsu	
Proiectat	Ing. Horea Dragota	
Desenat	Ing. Horea Dragota	
Verificat	Ing. Mircea Neacsu	

Titlu Planse

PLAN ARMARE CONSOLIDARE PERETI ETAJ 1 CORP C3

Faza	Scara	Data	
PT+DE	1:50 1:25	04.2013	RC3-6-2

NEACSU GR. ION ROMANIA INLPAR 2241 A1/A2 INGINER VERIFICATOR PROIECTE

Conform legii privind drepturile de autor si drepturile conexe, orice persoana care foloseste fara drept un program pentru calculator sau o opera protejata de drept de autor ori face copii de pe acestea sau le distribuie in scopuri comerciale, fara consimtamantul titularului dreptului de autor, savarseste o infractiune si se pedepseste cu inchisoare de la 6 luni la 5 ani sau cu amenda.

EXTRAS DE ARMATURA

M	Ø	LUNG.	BUC.	PC52			
				Ø8	Ø10	Ø12	Ø16
1	8	9.33	20	186.60			
2	8	2.08	11	22.88			
3	8	2.34	11	25.74			
4	8	2.35	11	25.85			
5	8	2.08	11	22.88			
6	8	2.34	21	49.14			
7	8	3.21	21	67.41			
8	8	3.93	13	51.09			
9	8	1.71	13	22.23			
10	8	3.54	16	56.64			
11	8	3.26	33	107.58			
12	8	3.55	21	74.55			
13	8	4.12	13	53.56			
14	8	3.51	12	42.12			
15	8	2.65	21	55.65			
16	8	4.16	13	54.08			
17	8	2.08	21	43.68			
18	8	3.25	21	68.25			
19	8	4.75	13	61.75			
20	8	2.04	14	28.56			
21	8	4.01	9	36.09			
22	8	2.12	14	29.68			
23	8	2.65	14	37.10			
24	8	6.08	24	145.92			
25	8	3.79	33	125.07			
26	8	2.08	14	29.12			
27	8	4.16	9	37.44			
28	8	2.88	14	40.32			
29	8	3.51	9	31.59			
30	8	1.71	10	17.10			
31	8	3.42	27	92.34			
32	8	1.15	14	16.10			
33	8	1.38	19	26.22			
34	8	1.63	19	30.97			
35	8	1.10	14	15.40			
36	8	1.58	10	15.80			
37	8	3.42	27	92.34			
38	8	2.65	10	26.50			
39	8	6.08	27	164.16			
40	8	2.12	10	21.20			
41	8	2.04	14	28.56			
42	8	4.06	9	36.54			
43	8	2.04	14	28.56			
44	8	3.25	10	32.50			
45	8	4.71	11	51.81			
46	8	3.06	10	30.60			
47	8	1.13	10	11.30			
48	8	4.29	11	47.19			
49	8	2.35	21	49.35			
50	8	3.70	12	44.40			
51	8	5.88	20	117.60			
52	8	4.38	33	144.54			
53	12	1.74	24			41.76	
54	12	2.10	6			12.60	
55	12	1.58	6			9.48	
56	12	1.96	8			15.68	
57	12	2.04	8			16.32	
58	12	2.30	16			36.80	
59	12	2.65	16			42.40	
60	12	1.85	10			18.50	
61	12	1.60	12			19.20	
62	12	1.60	12			19.20	
63	8	2.67	23	61.41			
64	8	2.01	20	40.20			
65	8	1.13	16	18.08			
66	8	1.44	16	23.04			
67	8	2.52	16	40.32			
68	8	1.90	6	11.40			
69	8	2.57	6	15.42			
70	8	1.43	44	62.92			
71	8	1.90	22	41.80			
72	8	2.47	22	54.34			
73	8	1.70	22	37.40			
74	8	2.62	22	57.64			
75	8	4.65	120	558.00			
76	8	2.42	120	290.40			
77	8	4.65	180	837.00			
78	8	2.97	180	534.60			
79	8	1.25	14	17.50			
80	8	1.27	14	17.78			
81	8	2.83	14	39.62			
82	8	2.48	10	24.80			
83	8	2.37	10	23.70			
84	10	0.45	1100		495.00		
85	12	2.93	72			210.96	
86	12	2.31	72			166.32	
87	16	3.18	10				31.80
88	16	2.31	10				23.10
89	12	3.03	12			36.36	
90	12	2.21	12			26.52	
91	8	1.20	253	303.60			
92	8	2.07	23	47.61			
93	8	1.63	23	37.49			
94	8	3.79	33	125.07			
95	8	1.42	46	65.32			
96	12	2.93	24			70.32	
TOTAL ml / Ø				6160.11	495.00	742.42	54.90
TOTAL kg / ml				0.395	0.617	0.888	1.578
TOTAL kg / Ø				2434	306	660	87
TOTAL				3487			

Schema generala

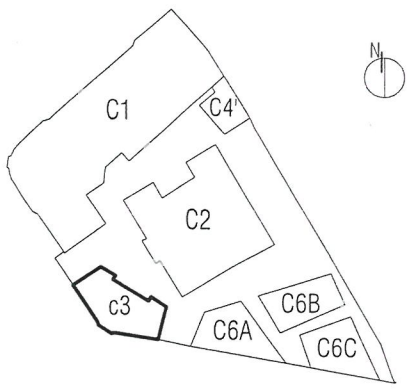

Proiectant general si de arhitectura

birou arhitectura

Str. Octavian, nr. 27, sector 3, Bucuresti, ROMANIA
Tel. / Fax : 021 / 3267954, J40 / 3968 / 17.03.2003, R 15293910

Proiectant restaurare

opus/atelier de arhitectură

Calea Vitan 8 V51 sc.2 ap.42 031296 sector 3 Bucuresti
atelieropus@yahoo.com tel 021 3217632
nr. J40/8663/2001 cod fiscal: R 14235686

Proiectant rezistenta

Incona

INCONA SRL Bucuresti

J40/6707/ 1991 ; R3013714
021 / 2111440

Proiectant instalatii

D&D €com

S.C. D&D EUROCOM S.R.L.

J40/14388/2004, CUI16742073,
Matei Basarab 108, bl. 74, sc. 1, et. 7, ap. 29,
sector 3, Bucuresti
Tel/Fax: 031/4251982, 031/4251981
e-mail: electrice@ddeurocom.ro
website: www.ddeurocom.ro

Specialitate

REZISTENTA

Verificator / Expert	Semnatura	Cerinta	Referat

Pr. Nr.	Beneficiar	Universitatea Nationala de Arte Bucuresti
P046/2009	adresa	G-ral Budisteanu, nr. 19, sect 1, Bucuresti

Titlu Proiect

EXTINDERE SI REMODELARE FUNCTIONALA SEDIUL UNIVERSITATII NATIONALE DE ARTE BUCURESTI, str. General Budisteanu 19

Sef proiect	ing. Mircea Neacsu
Proiectat	ing. Horea Dragota
Desenat	ing. Horea Dragota
Verificat	ing. Mircea Neacsu

Titlu Plansa

EXTRAS ARMARE CONSOLIDARE PERETI ETAJ 1 CORP C3

Faza	Scara	Data	
PT+DE REV.1		04.2013	RC3-6-2E

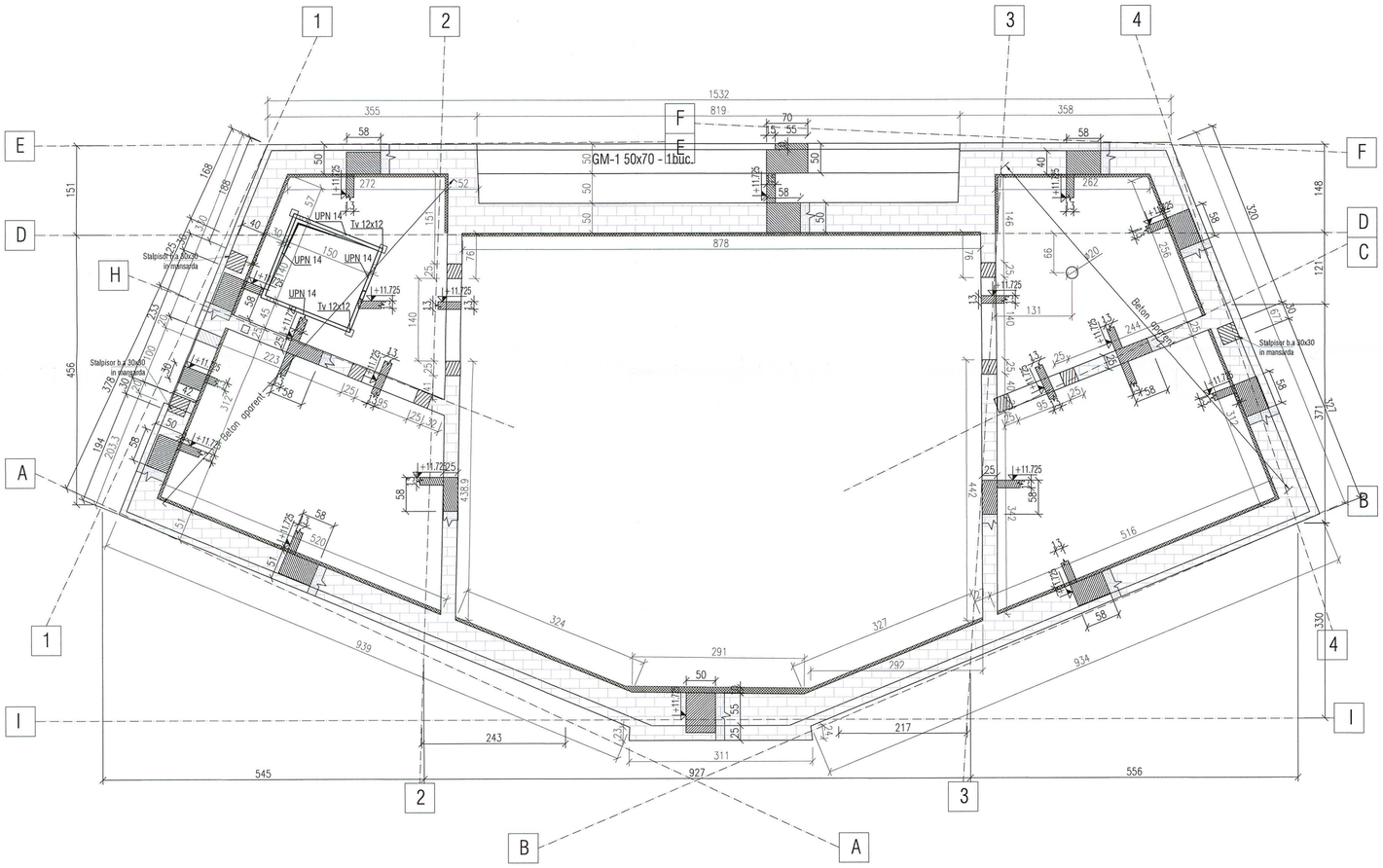

Schema generala

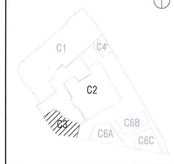

NOTA:
-Planseul de beton aparent se va turna impreuna cu bulandrugii aferenti;
-In buzunare/ saliile laterale, cofrajul va fi tip TEGO- calit. I, la prima folosire;
-In vederea executiei sarpantei se va face o ridicare topo a peretilor de mansarda, in urma careia proiectul se va actualiza.

-Latimea centurii de la cota +11.725 va fi adaptata in functie de grosimea peretelui.

CATEGORIA DE IMPORTANTA C -NORMALA
La executia structurii se vor respecta prevederile din caietul de sarcini anexat la documentatie.

BETON ARMAT :
a) Clasa : C20/25;
b) Ciment: CEM IIA-32,5R;
c) Consistenta:S3;
d) Clase de expunere:XC3;
e) Clasa de cloruri:Cl 02;
f) Diametrul maxim al agregatelor:Dmax = 20mm;
g) Acoperirea armaturii: Cf. proiect;
h) Grad de impermeabilitate: P4/10.

NOTA: Acest plan se va citi impreuna cu planurile de arhitectura aferente. Orice neconcordanta va fi semnalata proiectantului inainte de executie.
NOTA ELEMENTE B.A.: Cofraje calitatea I - textura si specificatii cf. caietelor de sarcini arhitectura: "Lucrari de betoane"

Proiectant general si de arhitectura

adn birou arhitectura
Str. Octavian, nr. 27, sector 3, Bucuresti, ROMANIA
Tel. / Fax : 021 / 3267954, J40 / 3968 / 17.03.2003, R 15293910

Proiectant restaurare

opus/atelier de arhitectură
Calea Vitan B V51 sc.2 ap.42 031296 sector 3 Bucuresti
atelieropus@yahoo.com tel. 021 3217632
nr. J40/8663/2001 cod fiscal: R 14235686

Proiectant rezistenta

incona
INCONA SRL Bucuresti
J40/6707/ 1991 ; R3013714
021 / 2111440

Proiectant instalatii

S.C. D&D EUROCOM S.R.L.
J40/14366/2004, CUI16742073,
Matei Basarab 108, bl. 74, sc. 1, et. 7, ap. 29, sector 3, Bucuresti
Tel/Fax: 031/4251982; 031/4251981
e-mail: electrice@ddeurocom.ro
website: www.ddeurocom.ro

Specialitate

REZISTENTA

Verificator / Expert	Semnatura	Cerinta	Referat

Pr. Nr.	Beneficiar	Universitatea Nationala de Arte Bucuresti
P046/2009	adresa	G-tal Budisteanu, nr. 19, sect 1, Bucuresti

Titlu Proiect
EXTINDERE SI REMODELARE FUNCTIONALA SEDIUL UNIVERSITATII NATIONALE DE ARTE BUCURESTI, str. General Budisteanu 19

Sef proiect	ing. Mircea Neacsu	
Desenat	ing. Alexandru Constantin	
Verificat	ing. Mircea Neacsu	

Titlu Plansa
PLAN COFRAJ PESTE MANSARDA CORP C3

Faza	Scara	Data	
PT -DE REV.2	1:50	08.2016	RC3-7

Plan armare planseu cota +11.725 - Plasa inferioara
Sc. 1:50

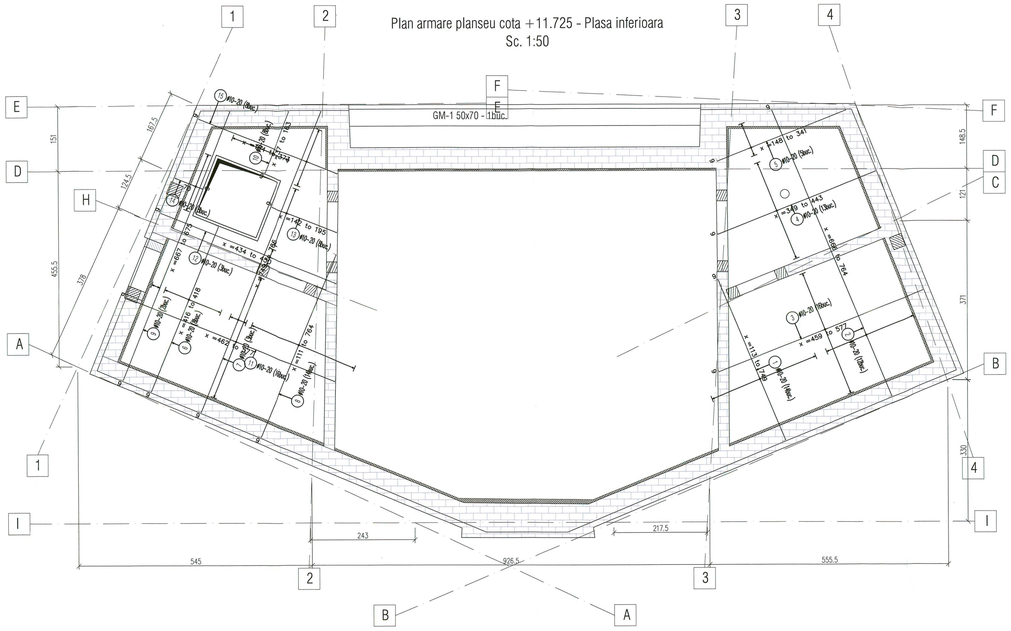

EXTRAS DE ARMARE

N°	Ø	Lungime	Bucati	Otel	Total Lungime	Total Greutate	Detaliu de bara
1	10	1.270 to 7.630	14	BSt500 S	62.250	38.41	x =113 to 749
2	10	6.800 to 7.780	12	BSt500 S	87.800	54.17	x =666 to 764
3	10	4.720 to 5.900	16	BSt500 S	85.010	52.45	x =459 to 577
4	10	3.620 to 4.570	13	BSt500 S	53.240	32.85	x =349 to 443
5	10	1.620 to 3.550	5	BSt500 S	13.510	8.34	x =148 to 341
6	10	4.290 to 4.320	8	BSt500 S	34.450	21.26	x =416 to 418
7	10	7.630 to 7.790	3	BSt500 S	23.130	14.27	x =749 to 766
8	10	1.240 to 7.780	14	BSt500 S	63.130	38.95	x =111 to 764
9	10	6.810 to 6.890	2	BSt500 S	13.700	8.45	x =667 to 675
10	10	0.510 to 1.770	8	BSt500 S	11.220	6.92	x =37 to 163
11	10	4.760 to 5.900	16	BSt500 S	85.280	52.62	x =462 to 577
12	10	4.480 to 4.630	3	BSt500 S	13.670	8.43	x =434 to 450
13	10	1.560 to 2.090	8	BSt500 S	14.590	9.00	x =142 to 195
14	10	0.830	8	BSt500 S	6.640	4.10	70
15	10	1.780 to 3.860	8	BSt500 S	25.590	15.79	x =164 to 373
16	10	0.510 to 1.770	8	BSt500 S	11.220	6.92	x =37 to 163
17	10	4.480 to 4.630	3	BSt500 S	13.670	8.43	x =434 to 450
18	10	1.560 to 2.090	8	BSt500 S	14.590	9.00	x =142 to 195
19	10	0.790	8	BSt500 S	6.320	3.90	66
20	10	1.780 to 3.860	8	BSt500 S	25.590	15.79	x =164 to 373
21	10	1.800	9	BSt500 S	16.200	10.00	173
22	10	2.180 to 5.310	10	BSt500 S	41.750	25.76	x =212 to 524
23	10	1.470	16	BSt500 S	23.520	14.51	140
24	10	1.480	26	BSt500 S	38.480	23.74	141
25	10	1.390 to 1.460	16	BSt500 S	22.840	14.09	x =132 to 140
26	10	2.150	20	BSt500 S	43.000	26.53	215
27	10	1.500	16	BSt500 S	24.000	14.81	143
28	10	1.470	26	BSt500 S	38.220	23.58	140
29	10	1.390 to 1.410	16	BSt500 S	22.430	13.84	x =132 to 134
30	10	1.290 to 1.350	13	BSt500 S	17.490	10.79	x =122 to 129
31	10	1.300	13	BSt500 S	16.900	10.43	123
32	10	1.200 to 1.220	18	BSt500 S	21.770	13.43	x =113 to 115
33	8	130.000	1	PC 52	130.000	52.00	13000
34	10	0.950	150	PC 52	142.500	87.92	
35	16	10.160	10	BSt500 S	101.600	160.32	50 923
36	16	7.450	4	BSt500 S	29.800	47.02	646 54
37	16	2.230	16	BSt500 S	35.770	56.45	50 131
38	16	9.160	6	BSt500 S	54.960	86.73	823
39	16	5.630	6	BSt500 S	33.780	53.30	50 50 470
40	16	10.680	16	BSt500 S	170.960	269.77	50 976
41	10	9.760	4	BSt500 S	39.040	24.09	976
42	16	7.420	8	BSt500 S	59.360	93.67	649 50
43	10	6.490	2	BSt500 S	12.980	8.01	649
44	10	4.700	4	BSt500 S	18.800	11.60	470
45	10	1.310	4	BSt500 S	5.240	3.23	131
46	10	3.010	2	BSt500 S	6.020	3.71	301
47	10	9.230	2	BSt500 S	18.460	11.39	923
48	16	4.440	4	BSt500 S	17.760	28.03	40 408
49	16	4.470	4	BSt500 S	17.880	28.21	40 411 40
50	16	9.850	5	BSt500 S	49.250	77.72	40 913

EXTRAS DE ARMARE

N°	Ø	Lungime	Bucati	Otel	Total Lungime	Total Greutate	Detaliu de bara
51	16	12.000	4	BSt500 S	48.000	75.74	1200
52	16	2.800	8	BSt500 S	22.400	35.35	234 50
53	10	12.000	2	BSt500 S	24.000	14.81	1200
54	10	2.040	6	BSt500 S	12.240	7.55	204
55	10	9.200	2	BSt500 S	18.400	11.35	920
56	16	9.050	1	BSt500 S	9.050	14.28	50 813
57	10	1.840	47	PC 52	86.480	53.36	53 32 30
58	10	1.900	149	PC 52	283.100	174.67	53 35 30
59	10	2.140	73	PC 52	156.220	96.39	65 35 30
60	10	1.370	69	PC 52	94.530	58.33	45 30 45
61	12	4.050	6	BSt500 S	24.300	21.58	9 398
62	12	4.720	4	BSt500 S	18.880	16.77	466 9
63	12	4.440	4	BSt500 S	17.760	15.77	431 9
64	12	3.820	4	BSt500 S	15.280	13.57	9 370
65	16	4.340	4	BSt500 S	17.360	27.39	54 335
66	16	3.000	4	BSt500 S	12.000	18.94	300
67	16	3.030	4	BSt500 S	12.120	19.13	54 204
68	10	1.380	5	PC 52	6.900	4.26	25 30 37
69	10	3.350	2	BSt500 S	6.700	4.13	335
70	10	1.490	25	PC 52	37.320	23.03	15 53 30
71	10	0.980	5	PC 52	4.900	3.02	37 30
72	10	1.480	11	PC 52	16.280	10.04	14 53 30
73	10	1.540	127	PC 52	195.580	120.67	17 53 30
74	10	2.460	10	PC 52	24.600	15.18	53 30 63
75	10	2.100	58	PC 52	121.800	75.15	45 30 50
76	10	1.700	58	PC 52	98.600	60.84	25 30 40
77	16	4.550	8	BSt500 S	36.400	57.44	82 294 82
78	16	3.470	6	BSt500 S	20.820	32.85	80 189 80
79	8	0.700	58	PC 52	40.600	16.04	53 8
80	10	2.920	2	BSt500 S	5.840	3.60	292
81	16	5.400	3	BSt500 S	16.200	25.56	448 50
82	16	3.710	3	BSt500 S	11.130	17.56	50 278
83	10	2.780	2	BSt500 S	5.560	3.43	278
84	16	1.700	3	BSt500 S	5.100	8.05	50 77
85	10	0.770	2	BSt500 S	1.540	0.95	77
86	16	3.470	6	BSt500 S	20.820	32.85	347
87	16	3.940	3	BSt500 S	11.820	18.65	50 301
88	16	5.360	3	BSt500 S	16.080	25.37	443 50
89	16	1.430	3	BSt500 S	4.290	6.77	50 51
90	10	0.510	2	BSt500 S	1.020	0.63	51
91	16	2.250	6	BSt500 S	13.500	21.30	225
92	10	0.700	32	PC 52	22.400	13.82	8 22 28
93	10	1.600	76	PC 52	121.600	75.03	20 30 40
94	10	2.300	7	PC 52	16.100	9.93	57 30 55

	OB37			PC52						
	Ø6	Ø8	Ø10	Ø8	Ø10	Ø12	Ø14	Ø16	Ø20	Ø25
Lungime[m]	0	0	0	170.6	1428.91	0	0	0	0	0
Greutate[kg]	0	0	0	68.04	881.64	0	0	0	0	0

	BSt500 S										
	Ø8	Ø10	Ø12	Ø14	Ø16	Ø18	Ø20	Ø22	Ø25	Ø28	Ø32
Lungime[m]	0	1167.04	76.22	0	848.21	0	0	0	0	0	0
Greutate[kg]	0	720.04	67.69	0	1338.45	0	0	0	0	0	0

Masa Totala(kg)	3075.86

Schemă generala

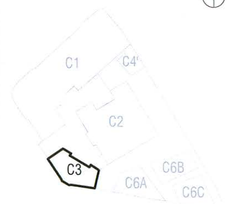

NOTA:
-Planseul de beton aparent se va turna impreuna cu buiandrugii aferenti;
-In buzunare/ salile laterale, cofrajul va fi tip TEGO- calit. I, la prima folosire;
-In vederea executiei sarpantei se va face o ridicare topo a peretilor de mansarda, in urma careia proiectul se va actualiza.

-Latimea centurii de la cota +11.725 va fi adaptata in functie de grosimea peretelui.

CATEGORIA DE IMPORTANTA C -NORMALA
La executia structurii se vor respecta prevederile din caietul de sarcini anexat la documentatie.

BETON ARMAT
a) Clasa : C20/25;
b) Ciment: CEM IIA-32,5R;
c) Consistenta:S3;
d) Clase de expunere:XC2;
e) Clasa de cloruri:Cl 02;
f) Diametrul maxim al agregatelor:Dmax = 20mm;
g) Acoperirea armaturii: placa=25mm;
grinzi=35mm;
h) Grad de impermeabilitate: P_4^{10}.

ARMATURI PENTRU BETON SREN 10080; STAS 438/1-89
S 355 C/ S 345 C(PC 52);
BST 500S CLASA DE DUCTILITATE C

Proiectant general si de arhitectura

birou arhitectura
Str. Octavian, nr. 27, sector 3, Bucuresti, ROMANIA
Tel. / Fax : 021 / 3267954, J40 / 3968 / 17.03.2003, R 15293910

Proiectant restaurare

opus/atelier de arhitectură
Calea Vitan 8 V51 sc.2 ap.42 031296 sector 3 Bucuresti
atelieropus@yahoo.com tel 021 3217632
nr. J40/8663/2001 cod fiscal: R 14235686

Proiectant rezistenta

INCONA SRL Bucuresti
J40/6707/ 1991 ; R3013714
021 / 2111440

Proiectant instalatii

S.C. D&D EUROCOM S.R.L.
J40/14388/2004, CUI16742073,
Matei Basarab 108, bl. 74, sc. 1, et. 7, ap. 29,
sector 3, Bucuresti
Tel/Fax: 031/4251982, 031/4251981
e-mail: electrice@ddeurocom.ro
website: www.ddeurocom.ro

Specialitate

REZISTENTA

Verificator / Expert	Semnatura	Cerinta	Referat

Pr. Nr. P046/2009
Beneficiar Universitatea Nationala de Arte Bucuresti
adresa G-ral Budisteanu, nr. 19, sect 1, Bucuresti

Titlu Proiect

EXTINDERE SI REMODELARE FUNCTIONALA SEDIUL UNIVERSITATII NATIONALE DE ARTE BUCURESTI, str. General Budisteanu 19

Sef proiect	ing. Mircea Neacsu
Proiectat	ing. Alexandru Constantin
Desenat	ing. Alexandru Constantin
Verificat	ing. Mircea Neacsu

Titlu Plansa

EXTRAS ARMATURA PLACA SI CENTURI MANSARDA CORP C3

Faza	Scara	Data	
PT+DE REV.2	1:50	08.2017	RC3-7.1E

Acest proiect este proprietatea ADN BA si asupra sa functioneaza legea copyright-ului. El nu poate fi folosit in exemplu sau in parte sau copiat cu aprobarea scrisa a ADN BA. Orice modificare intervenita a proiectului, facuta pe ascuns de unul colaborator

ANEXA LA EXTRAS DE ARMATURA PLANSEU PESTE MANSARDA, CORP C3 - RC3-7.1E

INCONA BUCUREȘTI

EXTRAS DE ARMARE

Nº	Ø	Lungime	Bucati	Otel	Total Lungime	Total Greutate	Detaliu de bara
1.1	10	1.270	1	BSt500 S	1.270	0.78	113
1.2	10	1.760	1	BSt500 S	1.760	1.09	162
1.3	10	2.240	1	BSt500 S	2.240	1.38	211
1.4	10	2.730	1	BSt500 S	2.730	1.68	260
1.5	10	3.220	1	BSt500 S	3.220	1.99	309
1.6	10	3.710	1	BSt500 S	3.710	2.29	358
1.7	10	4.200	1	BSt500 S	4.200	2.59	407
1.8	10	4.690	1	BSt500 S	4.690	2.89	456
1.9	10	5.180	1	BSt500 S	5.180	3.20	505
1.10	10	5.670	1	BSt500 S	5.670	3.50	554
1.11	10	6.160	1	BSt500 S	6.160	3.80	603
1.12	10	6.650	1	BSt500 S	6.650	4.10	651
1.13	10	7.140	1	BSt500 S	7.140	4.41	700
1.14	10	7.630	1	BSt500 S	7.630	4.71	749
2.1	10	7.780	1	BSt500 S	7.780	4.80	764
2.2	10	7.690	1	BSt500 S	7.690	4.74	756
2.3	10	7.610	1	BSt500 S	7.610	4.70	748
2.4	10	7.530	1	BSt500 S	7.530	4.65	739
2.5	10	7.450	1	BSt500 S	7.450	4.60	731
2.6	10	7.360	1	BSt500 S	7.360	4.54	723
2.7	10	7.280	1	BSt500 S	7.280	4.49	714
2.8	10	7.200	1	BSt500 S	7.200	4.44	706
2.9	10	7.120	1	BSt500 S	7.120	4.39	698
2.10	10	7.030	1	BSt500 S	7.030	4.34	690
2.11	10	6.950	1	BSt500 S	6.950	4.29	681
2.12	10	6.800	1	BSt500 S	6.800	4.20	666
3.1	10	4.720	1	BSt500 S	4.720	2.91	459
3.2	10	4.800	1	BSt500 S	4.800	2.96	466
3.3	10	4.880	1	BSt500 S	4.880	3.01	474
3.4	10	4.960	1	BSt500 S	4.960	3.06	482
3.5	10	5.040	1	BSt500 S	5.040	3.11	490
3.6	10	5.120	1	BSt500 S	5.120	3.16	498
3.7	10	5.190	1	BSt500 S	5.190	3.20	506
3.8	10	5.270	1	BSt500 S	5.270	3.25	514
3.9	10	5.350	1	BSt500 S	5.350	3.30	522
3.10	10	5.430	1	BSt500 S	5.430	3.35	529
3.11	10	5.510	1	BSt500 S	5.510	3.40	537
3.12	10	5.590	1	BSt500 S	5.590	3.45	545
3.13	10	5.670	1	BSt500 S	5.670	3.50	553
3.14	10	5.750	1	BSt500 S	5.750	3.55	561
3.15	10	5.830	1	BSt500 S	5.830	3.60	569
3.16	10	5.900	1	BSt500 S	5.900	3.64	577
4.1	10	3.620	1	BSt500 S	3.620	2.23	349
4.2	10	3.700	1	BSt500 S	3.700	2.28	356
4.3	10	3.780	1	BSt500 S	3.780	2.33	364
4.4	10	3.860	1	BSt500 S	3.860	2.38	372
4.5	10	3.940	1	BSt500 S	3.940	2.43	380
4.6	10	4.020	1	BSt500 S	4.020	2.48	388
4.7	10	4.100	1	BSt500 S	4.100	2.53	396
4.8	10	4.170	1	BSt500 S	4.170	2.57	404

EXTRAS DE ARMARE

Nº	Ø	Lungime	Bucati	Otel	Total Lungime	Total Greutate	Detaliu de bara
4.9	10	4.250	1	BSt500 S	4.250	2.62	412
4.10	10	4.330	1	BSt500 S	4.330	2.67	420
4.11	10	4.410	1	BSt500 S	4.410	2.72	428
4.12	10	4.490	1	BSt500 S	4.490	2.77	435
4.13	10	4.570	1	BSt500 S	4.570	2.82	443
5.1	10	1.620	1	BSt500 S	1.620	1.00	148
5.2	10	2.200	1	BSt500 S	2.200	1.36	206
5.3	10	2.780	1	BSt500 S	2.780	1.72	265
5.4	10	3.360	1	BSt500 S	3.360	2.07	323
5.5	10	3.550	1	BSt500 S	3.550	2.19	341
6.1	10	4.290	3	BSt500 S	12.870	7.94	416
6.2	10	4.300	2	BSt500 S	8.600	5.31	417
6.3	10	4.310	3	BSt500 S	12.930	7.98	418
7.1	10	7.630	1	BSt500 S	7.630	4.71	749
7.2	10	7.710	1	BSt500 S	7.710	4.76	758
7.3	10	7.790	1	BSt500 S	7.790	4.81	766
8.1	10	7.780	1	BSt500 S	7.780	4.80	764
8.2	10	7.270	1	BSt500 S	7.270	4.49	714
8.3	10	6.770	1	BSt500 S	6.770	4.18	663
8.4	10	6.270	1	BSt500 S	6.270	3.87	613
8.5	10	5.770	1	BSt500 S	5.770	3.56	563
8.6	10	5.260	1	BSt500 S	5.260	3.25	513
8.7	10	4.760	1	BSt500 S	4.760	2.94	462
8.8	10	4.260	1	BSt500 S	4.260	2.63	412
8.9	10	3.760	1	BSt500 S	3.760	2.32	362
8.10	10	3.250	1	BSt500 S	3.250	2.01	312
8.11	10	2.750	1	BSt500 S	2.750	1.70	261
8.12	10	2.250	1	BSt500 S	2.250	1.39	211
8.13	10	1.740	1	BSt500 S	1.740	1.07	161
8.14	10	1.240	1	BSt500 S	1.240	0.77	111
9.1	10	6.810	1	BSt500 S	6.810	4.20	667
9.2	10	6.890	1	BSt500 S	6.890	4.25	675
10.1	10	1.290	1	BSt500 S	1.290	0.80	115
10.2	10	1.370	1	BSt500 S	1.370	0.85	123
10.3	10	1.450	1	BSt500 S	1.450	0.89	131
10.4	10	1.530	1	BSt500 S	1.530	0.94	139
10.5	10	1.610	1	BSt500 S	1.610	0.99	147
10.6	10	1.690	1	BSt500 S	1.690	1.04	155
10.7	10	1.770	1	BSt500 S	1.770	1.09	163
10.8	10	0.510	1	BSt500 S	0.510	0.31	37
11.1	10	5.900	1	BSt500 S	5.900	3.64	577
11.2	10	5.830	1	BSt500 S	5.830	3.60	569
11.3	10	5.750	1	BSt500 S	5.750	3.55	561
11.4	10	5.670	1	BSt500 S	5.670	3.50	554
11.5	10	5.600	1	BSt500 S	5.600	3.46	546
11.6	10	5.520	1	BSt500 S	5.520	3.41	538
11.7	10	5.440	1	BSt500 S	5.440	3.36	531
11.8	10	5.370	1	BSt500 S	5.370	3.31	523
11.9	10	5.290	1	BSt500 S	5.290	3.26	516
11.10	10	5.220	1	BSt500 S	5.220	3.22	508

EXTRAS DE ARMARE

Nº	Ø	Lungime	Bucati	Otel	Total Lungime	Total Greutate	Detaliu de bara
11.11	10	5.140	1	BSt500 S	5.140	3.17	500
11.12	10	5.060	1	BSt500 S	5.060	3.12	493
11.13	10	4.990	1	BSt500 S	4.990	3.08	485
11.14	10	4.910	1	BSt500 S	4.910	3.03	477
11.15	10	4.830	1	BSt500 S	4.830	2.98	470
11.16	10	4.760	1	BSt500 S	4.760	2.94	462
12.1	10	4.480	1	BSt500 S	4.480	2.76	434
12.2	10	4.560	1	BSt500 S	4.560	2.81	442
12.3	10	4.630	1	BSt500 S	4.630	2.86	450
13.1	10	1.560	1	BSt500 S	1.560	0.96	142
13.2	10	1.630	1	BSt500 S	1.630	1.01	150
13.3	10	1.710	1	BSt500 S	1.710	1.06	157
13.4	10	1.790	1	BSt500 S	1.790	1.10	165
13.5	10	1.860	1	BSt500 S	1.860	1.15	172
13.6	10	1.940	1	BSt500 S	1.940	1.20	180
13.7	10	2.010	1	BSt500 S	2.010	1.24	188
13.8	10	2.090	1	BSt500 S	2.090	1.29	195
15.1	10	3.860	1	BSt500 S	3.860	2.38	373
15.2	10	3.790	1	BSt500 S	3.790	2.34	365
15.3	10	3.710	1	BSt500 S	3.710	2.29	357
15.4	10	3.630	1	BSt500 S	3.630	2.24	349
15.5	10	3.520	1	BSt500 S	3.520	2.17	338
15.6	10	2.940	1	BSt500 S	2.940	1.81	280
15.7	10	2.360	1	BSt500 S	2.360	1.46	222
15.8	10	1.780	1	BSt500 S	1.780	1.10	164
16.1	10	1.290	1	BSt500 S	1.290	0.80	115
16.2	10	1.370	1	BSt500 S	1.370	0.85	123
16.3	10	1.450	1	BSt500 S	1.450	0.89	131
16.4	10	1.530	1	BSt500 S	1.530	0.94	139
16.5	10	1.610	1	BSt500 S	1.610	0.99	147
16.6	10	1.690	1	BSt500 S	1.690	1.04	155
16.7	10	1.770	1	BSt500 S	1.770	1.09	163
16.8	10	0.510	1	BSt500 S	0.510	0.31	37
17.1	10	4.480	1	BSt500 S	4.480	2.76	434
17.2	10	4.560	1	BSt500 S	4.560	2.81	442
17.3	10	4.630	1	BSt500 S	4.630	2.86	450
18.1	10	1.560	1	BSt500 S	1.560	0.96	142
18.2	10	1.630	1	BSt500 S	1.630	1.01	150
18.3	10	1.710	1	BSt500 S	1.710	1.06	157
18.4	10	1.790	1	BSt500 S	1.790	1.10	165
18.5	10	1.860	1	BSt500 S	1.860	1.15	172
18.6	10	1.940	1	BSt500 S	1.940	1.20	180
18.7	10	2.010	1	BSt500 S	2.010	1.24	188
18.8	10	2.090	1	BSt500 S	2.090	1.29	195
20.1	10	3.860	1	BSt500 S	3.860	2.38	373
20.2	10	3.790	1	BSt500 S	3.790	2.34	365
20.3	10	3.710	1	BSt500 S	3.710	2.29	357
20.4	10	3.630	1	BSt500 S	3.630	2.24	349
20.5	10	3.520	1	BSt500 S	3.520	2.17	338
20.6	10	2.940	1	BSt500 S	2.940	1.81	280

EXTRAS DE ARMARE

Nº	Ø	Lungime	Bucati	Otel	Total Lungime	Total Greutate	Detaliu de bara
20.7	10	2.360	1	BSt500 S	2.360	1.46	222
20.8	10	1.780	1	BSt500 S	1.780	1.10	164
22.1	10	5.150	1	BSt500 S	5.150	3.18	508
22.2	10	5.230	1	BSt500 S	5.230	3.23	516
22.3	10	5.310	1	BSt500 S	5.310	3.28	524
22.4	10	5.260	1	BSt500 S	5.260	3.25	520
22.5	10	4.750	1	BSt500 S	4.750	2.93	468
22.6	10	4.240	1	BSt500 S	4.240	2.62	417
22.7	10	3.720	1	BSt500 S	3.720	2.30	366
22.8	10	3.210	1	BSt500 S	3.210	1.98	314
22.9	10	2.700	1	BSt500 S	2.700	1.67	263
22.10	10	2.180	1	BSt500 S	2.180	1.35	212
25.1	10	1.390	1	BSt500 S	1.390	0.86	132
25.2	10	1.400	2	BSt500 S	2.790	1.73	133
25.3	10	1.410	2	BSt500 S	2.810	1.74	134
25.4	10	1.420	2	BSt500 S	2.830	1.75	135
25.5	10	1.430	2	BSt500 S	2.850	1.76	136
25.6	10	1.430	2	BSt500 S	2.860	1.76	137
25.7	10	1.440	2	BSt500 S	2.880	1.78	138
25.8	10	1.450	2	BSt500 S	2.900	1.79	139
25.9	10	1.460	1	BSt500 S	1.460	0.90	140
29.1	10	1.390	1	BSt500 S	1.390	0.86	132
29.2	10	1.390	8	BSt500 S	11.120	6.86	133
29.3	10	1.400	7	BSt500 S	9.790	6.05	134
30.1	10	1.290	1	BSt500 S	1.290	0.80	122
30.2	10	1.350	12	BSt500 S	16.190	10.00	129
32.1	10	1.200	2	BSt500 S	2.400	1.48	113
32.2	10	1.200	11	BSt500 S	13.180	8.14	114
32.3	10	1.210	5	BSt500 S	6.050	3.73	115

	OB37			PC52						
	Ø6	Ø8	Ø10	Ø8	Ø10	Ø12	Ø14	Ø16	Ø20	Ø25
Lungime[m]	0	0	0	0	0	0	0	0	0	0
Greutate[kg]	0	0	0	0	0	0	0	0	0	0

	BSt500 S										
	Ø8	Ø10	Ø12	Ø14	Ø16	Ø18	Ø20	Ø22	Ø25	Ø28	Ø32
Lungime[m]	0	777.52	0	0	0	0	0	0	0	0	0
Greutate[kg]	0	479.84	0	0	0	0	0	0	0	0	0

Masa Totala(kg)	479.84

Detaliul 1:
Detaliu prindere stalp b.a. in placa de beton armat de la cota +9.45

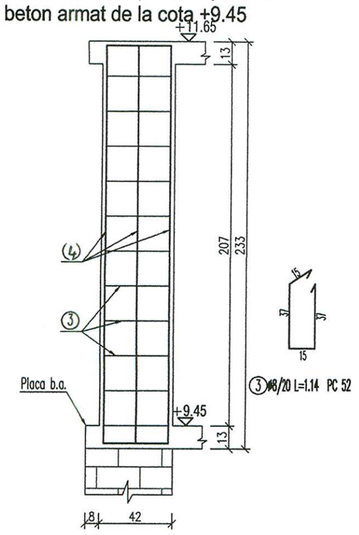

M	Ø	LUNG.	BUC.	PC52		
				Ø8	Ø12	Ø16
1	12	2.33	32		74.56	
2	8	0.90	88	79.20		
3	8	1.14	22	25.08		
4	12	2.43	12			
TOTAL ml / Ø				104.28	74.56	
TOTAL kg / ml				0.395	0.888	1.578
TOTAL kg / Ø				42	67	
TOTAL				109		

NOTA:

1. Conform "Cod de proiectare seismica partea I : Prevederi de proiectare pentru cladiri" indicativ P100-1/2006, amplasamentul Bucuresti, se caracterizeaza prin ag=0.24g si Tc=1.6sec.
   Cladirea se incadreaza in clasa II de importanta si pentru care factorul de expunere la cutremur este $\gamma 1=1.2$.

2. Conform HG 766/97 ; ANEXA 3 si Regulamentul publicat cu B constructia se incadreaza in categoria "C" de importanta.

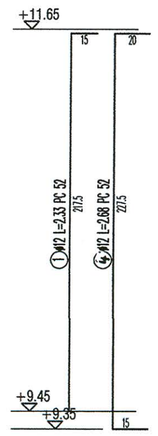

ETAPE TEHNOLOGICE
Consolidare cu torcret a peretilor perimetrali

Consolidarea peretilor de zidarie trebuie sa urmareasca urmatoarele etape tehnologice:

1. Se decoperteaza tencuiala existenta de pe toata suprafata unde urmeaza a se aplica sistemul de consolidare
2. Se adancesc rosturile intre caramizi pana la 1.5-2cm
3. Se curata de impuritati prin periere intreaga suprafata precum si rosturile dintre caramizi pentru
4. Se curata timp de 10 minute cu jet de aer si apa sub presiune
5. Suprafata de aplicacre a torcretului se va mentine umeda cateva ore inainte de torcretare
6. Se injecteaza fisurile si crapaturile cu mortar de reparatie Mapei -ANTIQUE I sau mortar pe baza de rasini epoxidice S&P Resin 50 sau similar
7. Se realizeaza gauri Ø14 pentru zonele in care torcretul se aplica pe ambele fete
8. Se fixeaza armaturile Ø8/20/20 din PC 52 prin intermediul unor ancore Ø10 amplasate in gaurile Ø14 injectate cu mortar de ciment
9. Aplicarea unei amorse constituita din ciment si nisip 0-1mm parti egale in greutate
10. Imediat dupa aplicarea amorsei se aplica stratul de beton.

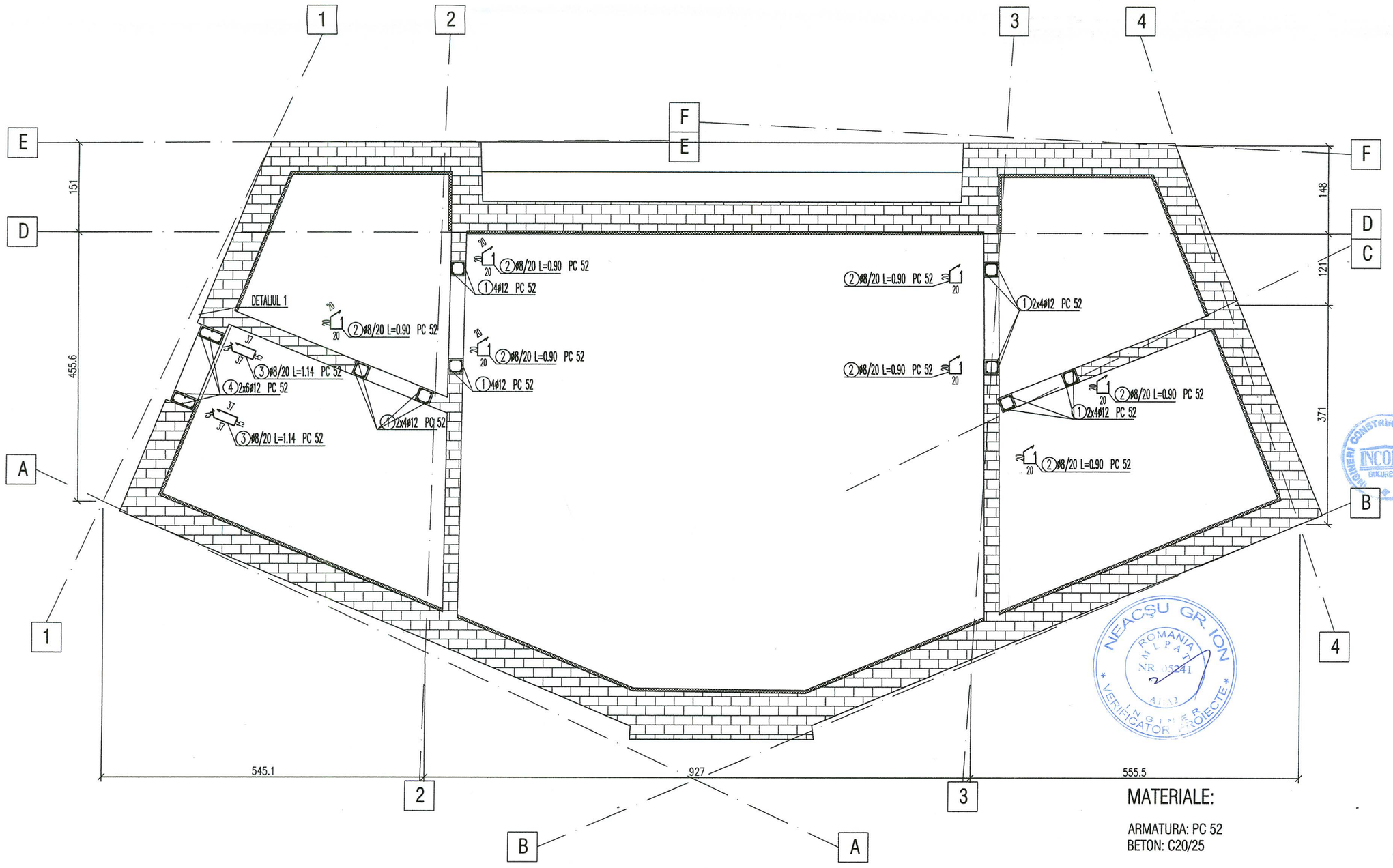

MATERIALE:

ARMATURA: PC 52
BETON: C20/25

Schema generala

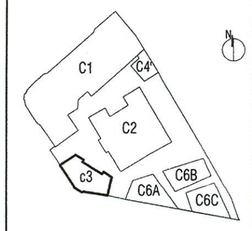

Acest proiect este proprietatea ADN BIROU ARHITECTURA si este protejat de legislatia privind drepturile de autor. Orice modificare, folosire sau publicare a acestui proiect sau a oricarei parti din acesta fara acordul scris al autorului constituie o incalcare a legii si se pedepseste conform legii.

Proiectant general si de arhitectura

adn birou arhitectura
Str. Octavian, nr. 27, sector 3, Bucuresti, ROMANIA
Tel. / Fax : 021 / 3267954, J40 / 3968 / 17.03.2003, R 15293910

Proiectant restaurare

opus/atelier de arhitectură
Calea Vitan 8 V51 sc.2 ap.42 031296 sector 3 Bucuresti
atelieropus@yahoo.com tel 021 3217632
nr. J40/8663/2001 cod fiscal: R 14235686

Proiectant rezistenta

Incona
INCONA SRL Bucuresti
J40/6707/ 1991 ; R3013714
021 / 2111440

Proiectant instalatii

D&D €com
S.C. D&D EUROCOM S.R.L.
J40/14388/2004, CUI16742073,
Matei Basarab 108, bl. 74, sc. 1, et. 7, ap. 29, sector 3, Bucuresti
Tel/Fax: 031/4251982, 031/4251981
e-mail: electrice@ddeurocom.ro
website: www.ddeurocom.ro

Specialitate

REZISTENTA

Verificator / Expert	Semnatura	Cerinta	Referat

Pr. Nr.	Beneficiar	Universitatea Nationala de Arte Bucuresti
P046/2009	adresa	G-ral Budisteanu, nr. 19, sect 1, Bucuresti

Titlu Proiect

EXTINDERE SI REMODELARE FUNCTIONALA SEDIUL UNIVERSITATII NATIONALE DE ARTE BUCURESTI, str. General Budisteanu 19

Sef proiect	ing. Mircea Neacsu
Proiectat	ing. Horea Dragota
Desenat	ing. Horea Dragota
Verificat	ing. Mircea Neacsu

Titlu Plansa

PLAN ARMARE ELEMENTE VERTICALE CONSOLIDARE PERETI MANSARDA CORP C3

Faza	Scara	Data	
PT+DE REV.1	1:50 1:25	04.2013	RC3-7-2

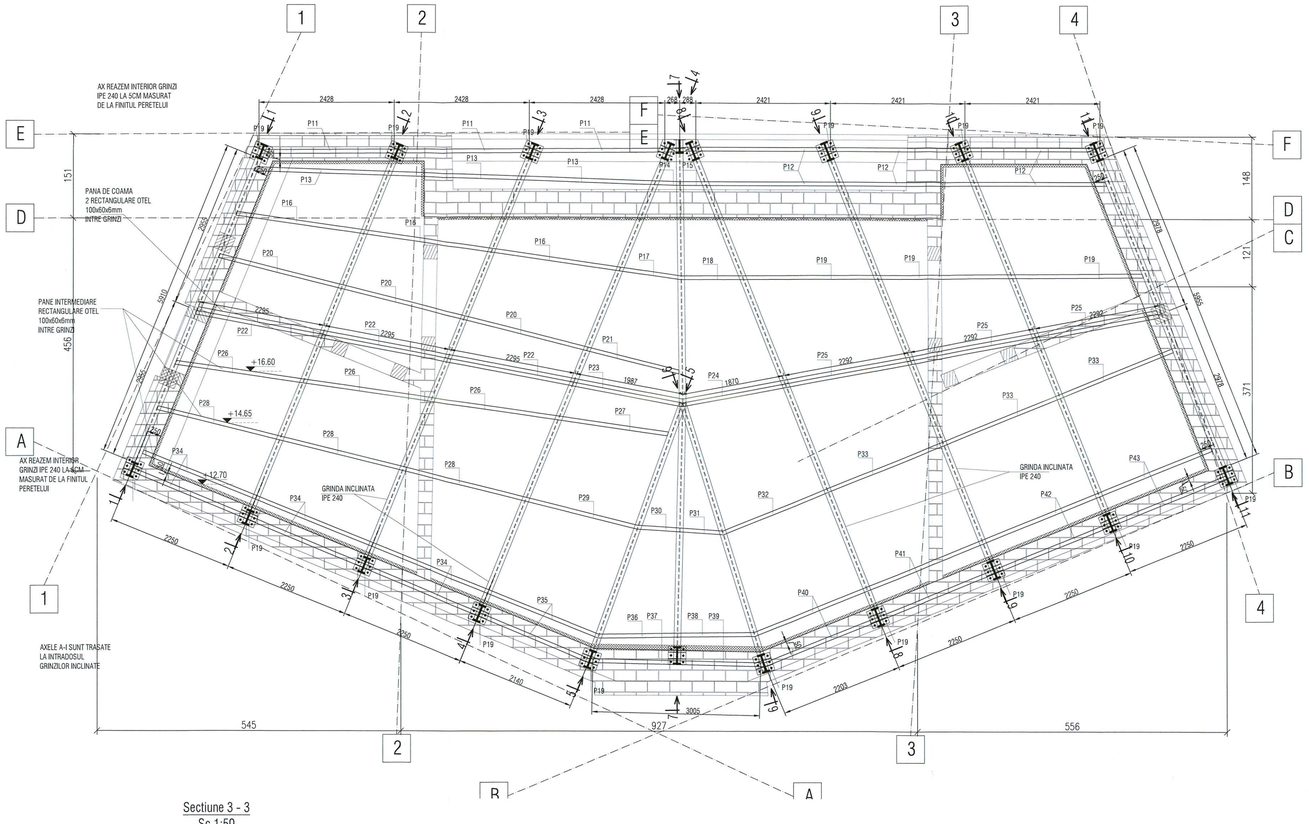

Sectiune 1 - 1
Sc 1:50

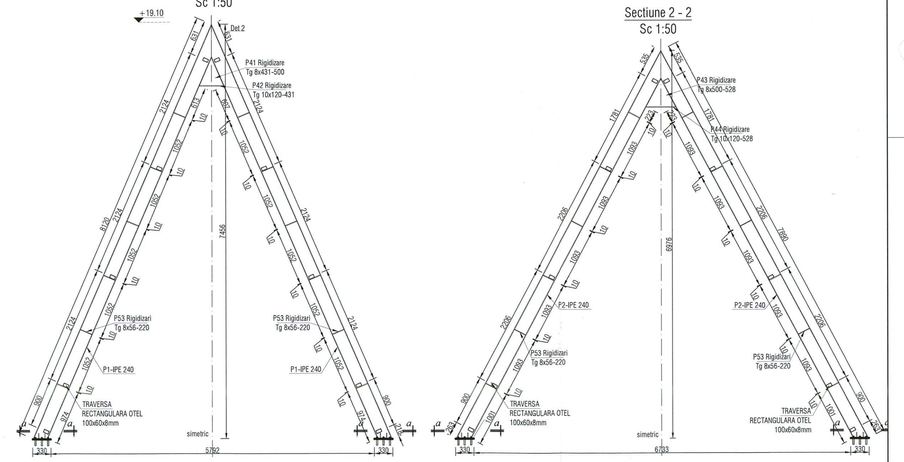

Sectiune 2 - 2
Sc 1:50

Schema generala

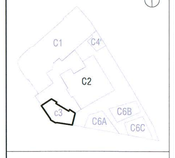

Sectiune a - a
scara 1:20

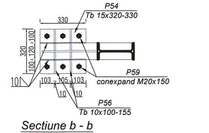

Sectiune b - b
scara 1:20

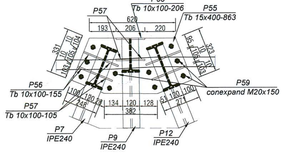

Detaliu 1
scara 1:10

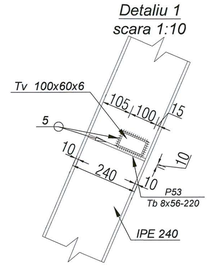

Sectiune 3 - 3
Sc 1:50

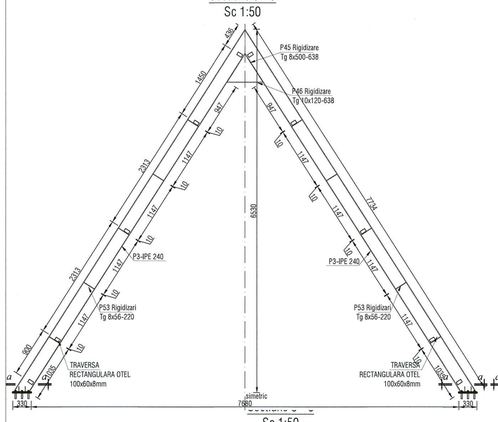

Sectiune 4 - 4
Sc 1:50

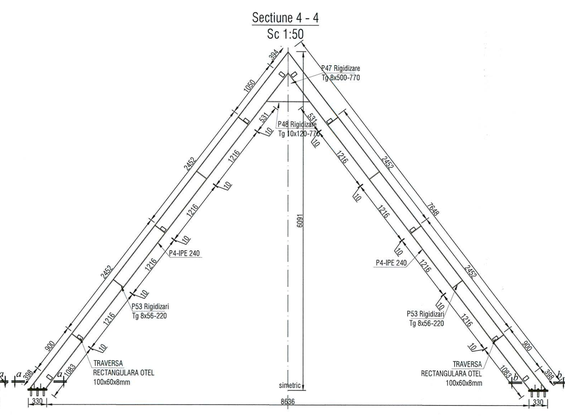

Sectiune 7 - 7
Sc 1:50

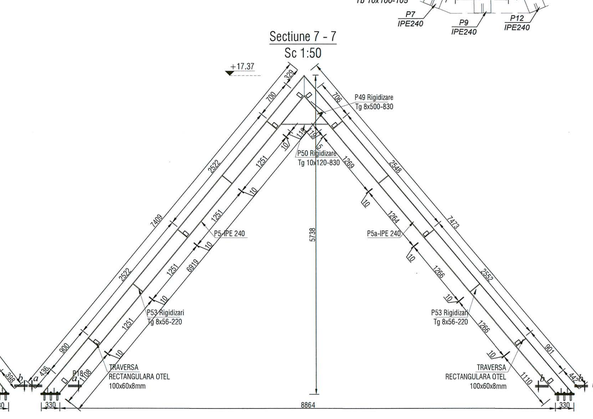

Sectiune 5 - 5
Sc 1:50

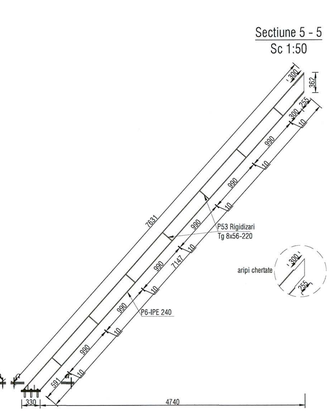

Sectiune 6 - 6
Sc 1:50

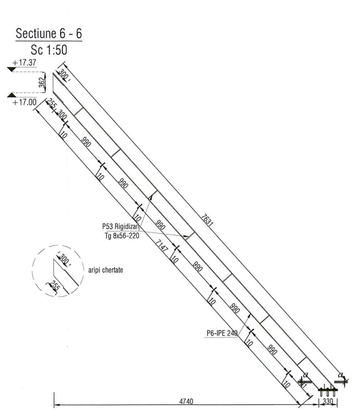

Sectiune 8 - 8
Sc 1:50

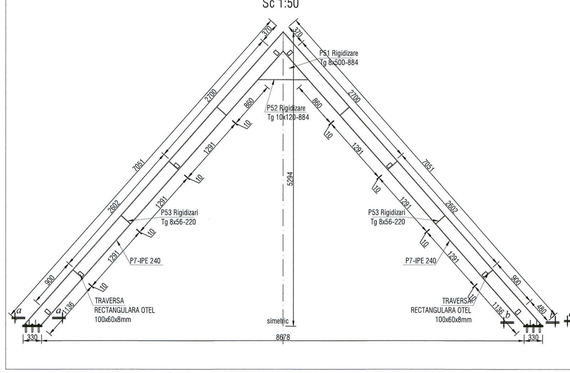

Sectiune 9 - 9
Sc 1:50

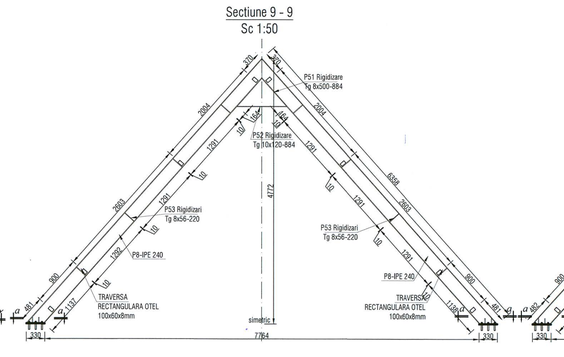

Sectiune 10 - 10
Sc 1:50

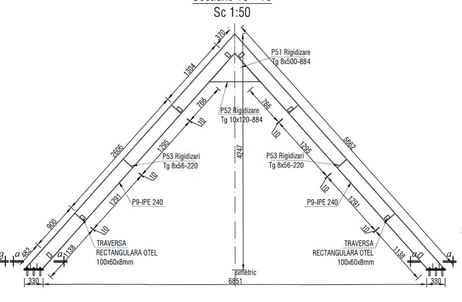

Sectiune 11 - 11
Sc 1:50

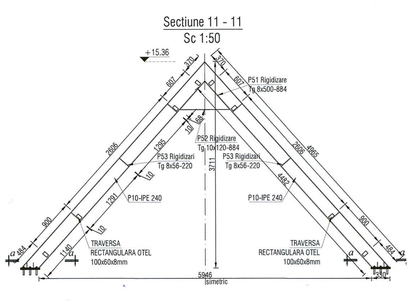

NOTA!
In vederea executiei sarpantei se va face o ridicare topo a peretilor de mansarda, in urma careia proiectul se va actualiza.
Plansele de rezistenta se vor citi impreuna cu detaliile de arhitectura si orice neconcordanta va fi semnalata proiectantului inainte de executie!

Proiectant general si de arhitectura
birou arhitectura
Str.,Octavian, nr.2-7, sector3, Bucuresti,ROMANIA
Tel./ Fax : 021 / 3267864 ,40/ 3908 / 17.03.2003, R 13263015

Proiectant restaurare
opus/atelier de arhitectură
Calea Vitan B 151 sc.2 ap.42 031206 sector 3 Bucuresti
atelieropus@yahoo.com tel 021 3217032
,40/ 0723553001 cod fiscal: R 14235686

Proiectant rezistenta
INCONA SRL Bucuresti
J40/6787/ 1991 ; R3013714
021 / 2111440

Proiectant instalatii
S.C. D&D EUROCOM S.R.L.
J40/4386/2004, CUI/R17429370,
Matei Basarab 106, bl. 74, sc. 1, et. 7, ap. 28,
sector 3, Bucuresti
Tel/Fax: 0314251983, 0314251981
e-mail: electrice@deurocom.ro
website: www.deurocom.ro

Specialitate
REZISTENTA

Verificator / Expert	Semnatura	Cerinta	Referat

Pr. Nr. P046/2009 — Beneficiar: Universitatea Nationala de Arte Bucuresti; adresa: G-ral Budisteanu, nr. 19, sect 1, Bucuresti

Titlu Proiect
EXTINDERE SI REMODELARE FUNCTIONALA SEDIUL UNIVERSITATII NATIONALE DE ARTE BUCURESTI, str. General Budisteanu 19

Sef proiect	ing. Mircea Neacsu	
Proiectat	ing. Ionut Falcescu	
Desenat	ing. Ionut Falcescu	
Verificat	ing. Mircea Neacsu	

Titlu Plansa
PLAN SARPANTA METALICA CORP C3

Faza	Scara	Data	Nr.
PT+DE REV 2	1:50	11.2016	RC3-8

EXTRAS LAMINATE

Pozitie	Sectiune	Lungime [mm]	Nr.buc./elem	Masa [Kg] kg/ml	kg/buc	kg/elem	Calitate material
P01	IPE240	8120	2	30.70	249.28	498.57	
P02	IPE240	7890	2	30.70	242.22	484.45	
P03	IPE240	7734	2	30.70	237.43	474.87	
P04	IPE240	7648	2	30.70	234.79	469.59	
P05	IPE240	7409	1	30.70	227.46	227.46	
P05a	IPE240	7473	1	30.70	229.42	229.42	
P06	IPE240	7631	2	30.70	234.27	468.54	
P07	IPE240	7051	2	30.70	216.47	432.93	
P08	IPE240	6358	2	30.70	195.19	390.38	
P09	IPE240	5662	2	30.70	173.82	347.65	
P10	IPE240	4965	2	30.70	152.43	304.85	
P11	Tv100x60x6	2425	3	13.20	32.01	96.03	
P12	Tv100x60x6	2408	6	13.20	31.79	190.71	
P13	Tv100x60x6	2385	3	13.20	31.48	94.45	
P14	Tv100x60x6	450	1	13.20	5.94	5.94	
P15	Tv100x60x6	460	1	13.20	6.07	6.07	
P16	Tv100x60x6	2305	3	13.20	30.43	91.28	
P17	Tv100x60x6	1110	1	13.20	14.65	14.65	
P18	Tv100x60x6	1108	1	13.20	14.63	14.63	
P19	Tv100x60x6	2403	3	13.20	31.72	95.16	
P20	Tv100x60x6	2260	3	13.20	29.83	89.50	
P21	Tv100x60x6	1756	1	13.20	23.18	23.18	
P22	Tv100x60x6	2283	6	13.20	30.14	180.81	
P23	Tv100x60x6	2000	2	13.20	26.40	52.80	
P24	Tv100x60x6	1870	2	13.20	24.68	49.37	
P25	Tv100x60x6	2280	6	13.20	30.10	180.58	
P26	Tv100x60x6	2305	3	13.20	30.43	91.28	
P27	Tv100x60x6	2020	1	13.20	26.66	26.66	
P28	Tv100x60x6	2261	3	13.20	29.85	89.54	
P29	Tv100x60x6	2055	1	13.20	27.13	27.13	S235J2
P30	Tv100x60x6	753	1	13.20	9.94	9.94	
P31	Tv100x60x6	775	1	13.20	10.23	10.23	
P32	Tv100x60x6	2011	1	13.20	26.55	26.55	
P33	Tv100x60x6	2238	6	13.20	29.54	177.25	
P34	Tv100x60x6	2238	6	13.20	29.54	177.25	
P35	Tv100x60x6	2110	2	13.20	27.85	55.70	
P36	Tv100x60x6	1411	1	13.20	18.63	18.63	
P37	Tv100x60x6	1560	2	13.20	20.59	41.18	
P38	Tv100x60x6	1381	1	13.20	18.23	18.23	
P39	Tv100x60x6	2158	2	13.20	28.49	56.97	
P40	Tv100x60x6	2238	6	13.20	29.54	177.25	
P41	Tg8x431	500	1	27.07	13.53	13.53	
P42	Tg10x120	431	1	9.42	4.06	4.06	
P43	Tg8x500	528	1	31.40	16.58	16.58	
P44	Tg10x120	528	1	9.42	4.97	4.97	
P45	Tg8x500	638	1	31.40	20.03	20.03	
P46	Tg10x120	638	1	9.42	6.01	6.01	
P47	Tg8x500	770	1	31.40	24.18	24.18	
P48	Tg10x120	770	1	9.42	7.25	7.25	
P49	Tg8x500	830	1	31.40	26.06	26.06	
P50	Tg10x120	830	1	9.42	7.82	7.82	
P51	Tg8x500	884	4	31.40	27.76	111.03	
P52	Tg10x120	884	4	9.42	8.33	33.31	
P53	Tg8x56	220	192	3.52	0.77	148.55	
P54	Tg15x320	330	17	37.68	12.43	211.38	
P55	Tg15x400	863	1	47.10	40.65	40.65	
P56	Tg10x100	155	72	7.85	1.22	87.61	
P57	Tg10x100	105	6	7.85	0.82	4.95	
P58	Tg10x100	206	1	7.85	1.62	1.62	
P59	Conexpand M20	150	112	1.91	0.29	32.04	
TOTAL						7320	kg
ELECTROZI (1,5%)						110	kg
GRUND (0,4%)						30	kg
TOTAL/1buc						**7460**	kg

Schema generala

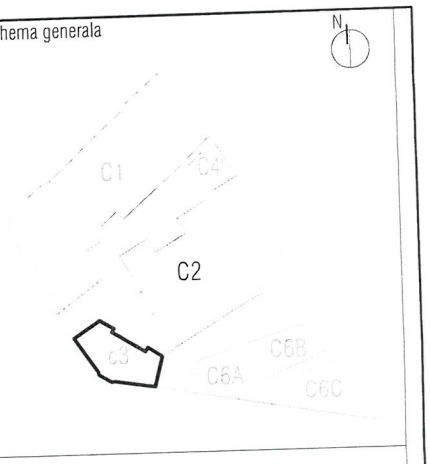

NOTA!
In vederea executiei sarpantei se va face o ridicare topo a peretilor de mansarda, in urma careia proiectul se va actualiza.
Plansele de rezistenta se vor citi impreuna cu detaliile de arhitectura si orice neconcordanta va fi semnalata proiectantului inainte de executie!

Proiectant general si de arhitectura

birou de arhitectură
Str. Octavian, nr. 27, sector 3, Bucuresti, ROMANIA
Tel. / Fax : 021 / 3267954, J40 / 3968 / 17.03.2003, R 15293910

Proiectant restaurare

opus/atelier de arhitectură
Calea Vitan 8 V51 sc.2 ap.42 031296 sector 3 Bucuresti
atelieropus@yahoo.com tel 021 3217632
nr. J40/8663/2001 cod fiscal R 14235686

Proiectant rezistenta

Incona
INCONA SRL Bucuresti
J40/6707/ 1991 ; R3013714
021 / 2111440

Proiectant instalatii

S.C. D&D EUROCOM S.R.L.
J40/14388/2004, CUI16742073.
Matei Basarab 108, bl. 74, sc. 1, et. 7, ap. 29,
sector 3, Bucuresti
Tel/Fax: 031/4251982, 031/4251981
e-mail: electrice@ddeurocom.ro
website: www.ddeurocom.ro

SOCIETATE COMERCIALA birou de arhitectura srl BUCUREȘTI - ROMANIA

Specialitate

REZISTENTA

Verificator / Expert	Semnatura	Cerinta	Referat

Pr. Nr.	Beneficiar	Universitatea Nationala de Arte Bucuresti
P046/2009	adresa	G-ral Budisteanu, nr. 19, sect 1, Bucuresti

Titlu Proiect

EXTINDERE SI REMODELARE FUNCTIONALA SEDIUL UNIVERSITATII NATIONALE DE ARTE BUCURESTI, str. General Budisteanu 19

Sef proiect	ing. Mircea Neacsu
Proiectat	ing. Ionut Falcescu
Desenat	ing. Ionut Falcescu
Verificat	ing. Mircea Neacsu

Titlu Plansa

EXTRAS SARPANTA METALICA CORP C3

Faza	Scara	Data	
PT+DE REV.2	1:50	11.2016	RC3-8E

Acest proiect este proprietatea AUN BS si nu poate fi folosit in avantajul sau in particular decat cu aprobarea scrisa a AUN BS. Orice contravaritor va raspunde de orice nerespectare. Orice modificare efectuata a proiectului facuta fara instiintarea si acordul scris al proiectantului. Toate drepturile rezervate. Legea dreptului de autor si drepturile conexe nr. 8/1996 cu modificarile si completarile ulterioare. Proiectul nu poate fi folosit in avantajul sau in particular decat cu aprobarea scrisa a AUN BS. Orice contravaritor va raspunde de orice nerespectare. Orice modificare efectuata a proiectului facuta fara instiintarea si acordul scris al proiectantului. Toate drepturile rezervate. Legea dreptului de autor si drepturile conexe nr. 8/1996 cu modificarile si completarile ulterioare.

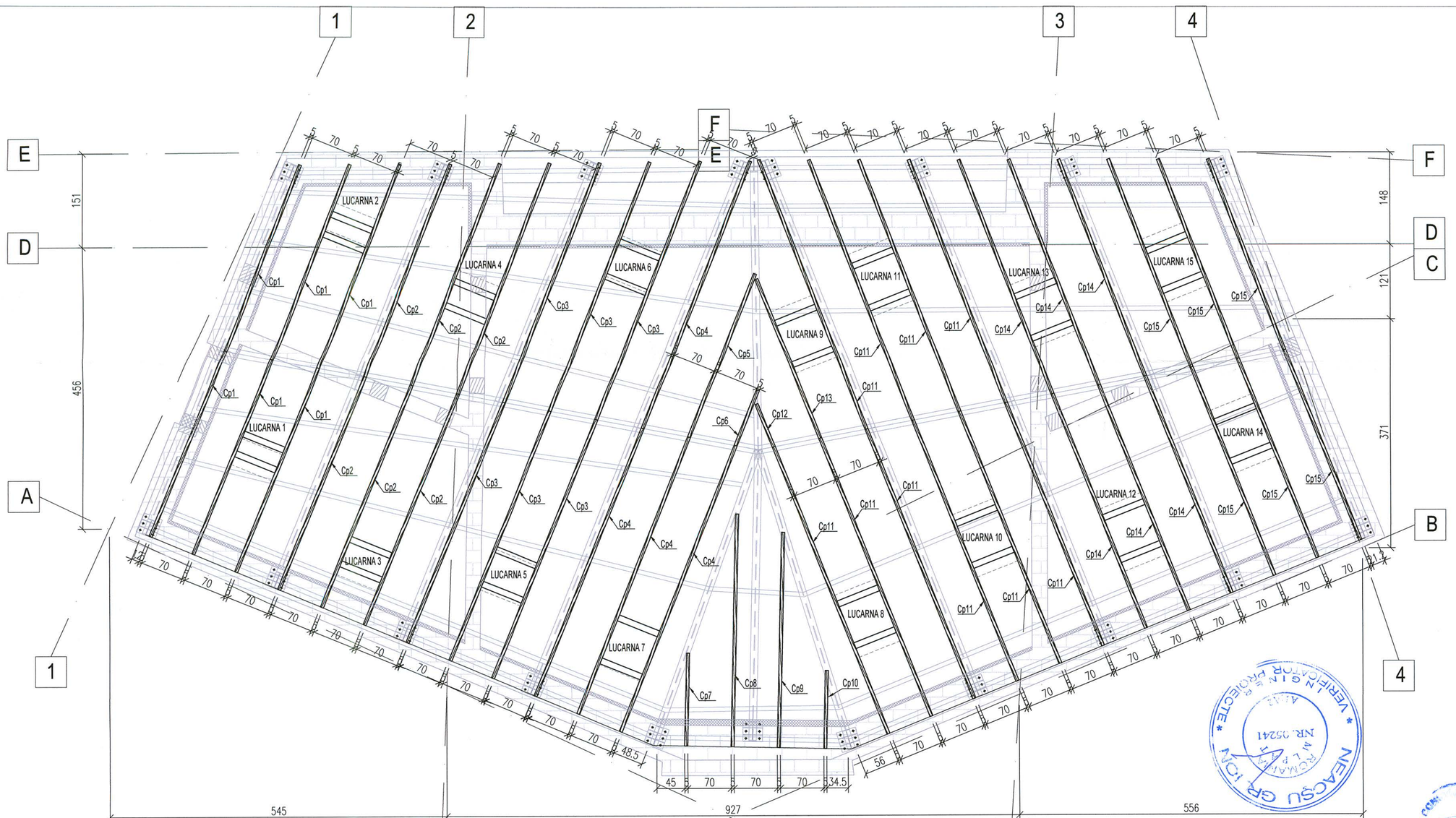

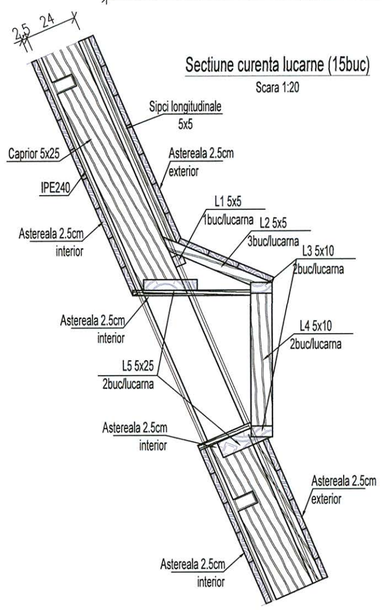

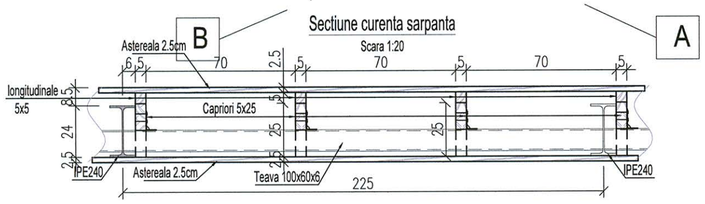

Coltar metalic rigidizat
90x50x48x3 (230 buc.)

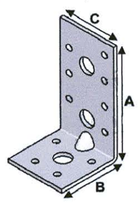

Dimensiuni:
A=90mm
B=50mm
C=48mm

NOTA!
Distanta dintre riglele care incadreaza lucarnele la partea superioara si inferioara se va masura in santier in functie de panta acoperisului si respectiv inaltimea tamplariei (h=60cm) conform detalii arhitectura.
NOTA: Acest plan se va citi impreuna cu planurile de arhitectura aferente. Orice neconcordanta va fi semnalata proiectantului inainte de executie.

Extras lemn dispus peste astereala existenta					
Nr. Poz./Ele	Denumire piesa	Buc.	Sectiune (cm)	Lungime (cm)	Mat.
Cp1	caprior	6	5x25	815	Lemn rasinoase ignifugat si antiseptizat
Cp2	caprior	6	5x25	790	
Cp3	caprior	6	5x25	775	
Cp4	caprior	4	5x25	765	
Cp5	caprior	1	5x25	450	
Cp6	caprior	1	5x25	155	
Cp7	caprior	1	5x25	240	
Cp8	caprior	1	5x25	590	
Cp9	caprior	1	5x25	550	
Cp10	caprior	1	5x25	205	
Cp11	caprior	10	5x25	705	
Cp12	caprior	1	5x25	115	
Cp13	caprior	1	5x25	420	
Cp14	caprior	6	5x25	635	
Cp15	caprior	6	5x25	570	
L1	element lucarna	15	5x5	80	
L2	element lucarna	45	5x5	120	
L3	element lucarna	30	5x10	80	
L4	element lucarna	30	5x10	70	
L5	element lucarna	30	5x25	70	
Total mc lemn sectiune 5x25cm					5.01
Total mc lemn sectiune 5x10cm					0.25
Total mc lemn sectiune 5x5cm					0.18
Total mc lemn sarpanta					5.44
Total mc astereala 2.5 cm (525 mp acoperis)					13.13

NOTA: DEBITAREA ELEMENTELOR SE VA FACE DUPA VERIFICAREA SI MASURAREA EXACTA A DISTANTELOR PE SANTIER.

Schema generala

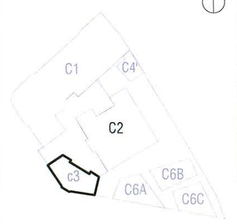

Proiectant general si de arhitectura

birou arhitectura
Str.Octavian, nr.27, sector3, Bucuresti, ROMANIA
Tel./Fax : 021 / 3267954, J40 / 3968 / 17.03.2003, R 15293910

Proiectant restaurare

opus/atelier de arhitectură
Calea Vitan 8 V51 sc.2 ap.42 031296 sector 3 Bucuresti
atelieropus@yahoo.com tel 021 3217632
nr. J40/8663/2001 cod fiscal: R 14235886

Proiectant rezistenta

INCONA SRL Bucuresti
J40/6707/ 1991 ; R3013714
021 / 2111440

Proiectant instalatii

S.C. D&D EUROCOM S.R.L.
J40/14388/2004, CUI16742073,
Matei Basarab 108, bl. 74, sc. 1, et. 7, ap. 29, sector 3, Bucuresti
Tel/Fax: 031/4251982, 031/4251981
e-mail: electrice@ddeurocom.ro
website: www.ddeurocom.ro

Specialitate

REZISTENTA

Verificator / Expert	Semnatura	Cerinta	Referat

Pr. Nr.	Beneficiar	Universitatea Nationala de Arte Bucuresti
P046/2009	adresa	G-ral Budisteanu, nr. 19, sect 1, Bucuresti

Titlu Proiect

EXTINDERE SI REMODELARE FUNCTIONALA SEDIUL UNIVERSITATII NATIONALE DE ARTE BUCURESTI, str. General Budisteanu 19

Sef proiect	ing. Mircea Neacsu	
Proiectat	ing. Ionut Falcescu	
Desenat	ing. Ionut Falcescu	
Verificat	ing. Mircea Neacsu	

Titlu Plansa

PLAN SARPANTA LEMN CORP C3

Faza	Scara	Data	
PT+DE REV.2	1:50/1:20	11.2016	RC3-8.1

Acest proiect este proprietatea birourilor de arhitectura mentionate si nu poate fi folosit sau copiat fara acordul scris al acestora. Toate drawings and specifications are the property of the architects and may not be used or copied without their written consent.

Elevatie ax 1

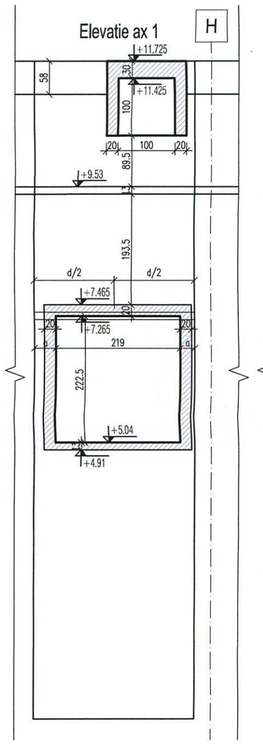

Elevatie ax 4

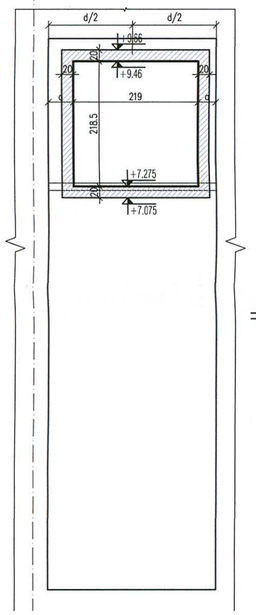

Elevatie ax 2

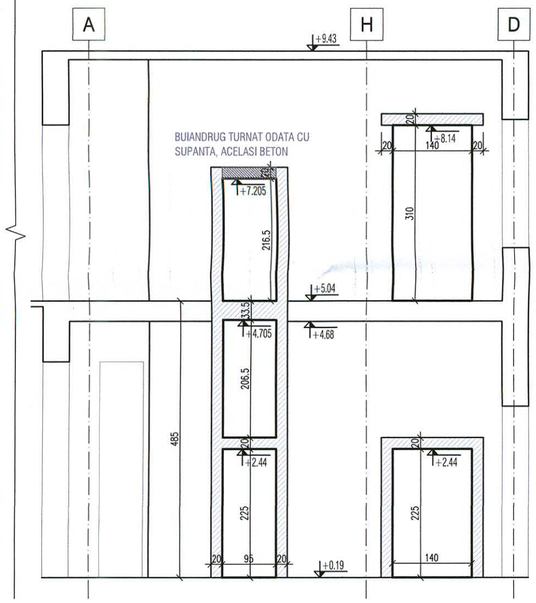

Elevatie ax E

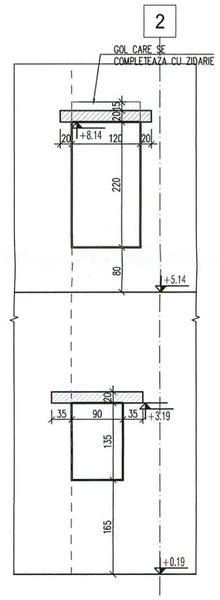

Elevatie ax D

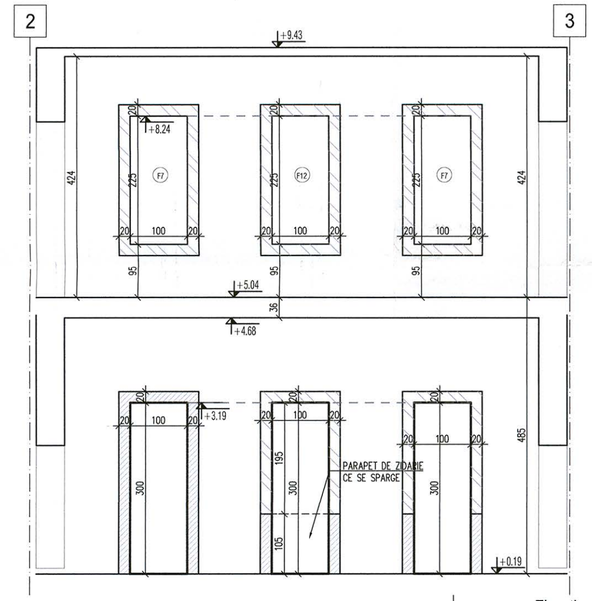

Elevatie ax F

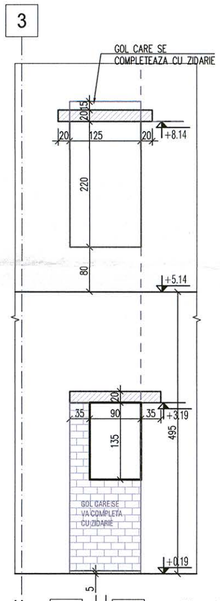

Elevatie ax 3

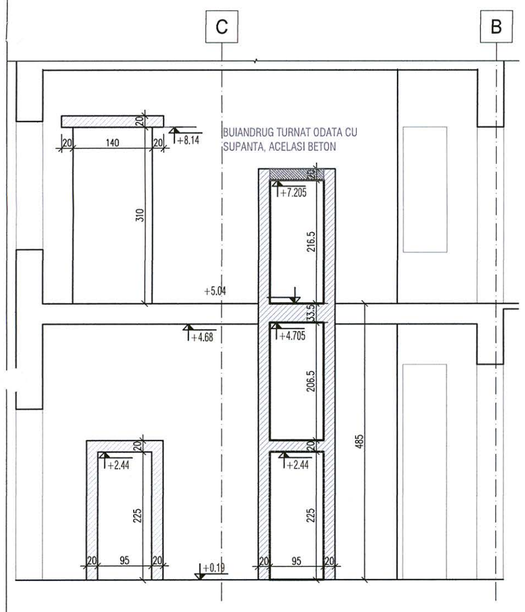

Elevatie ax A

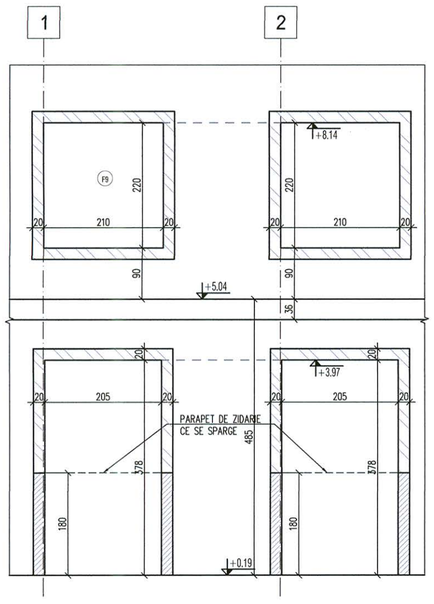

Elevatie ax I

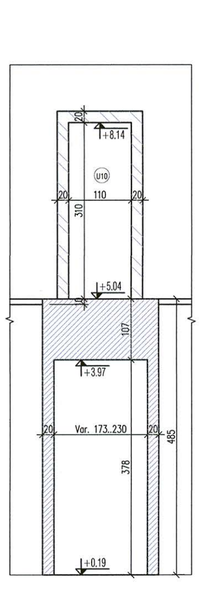

Elevatie ax B

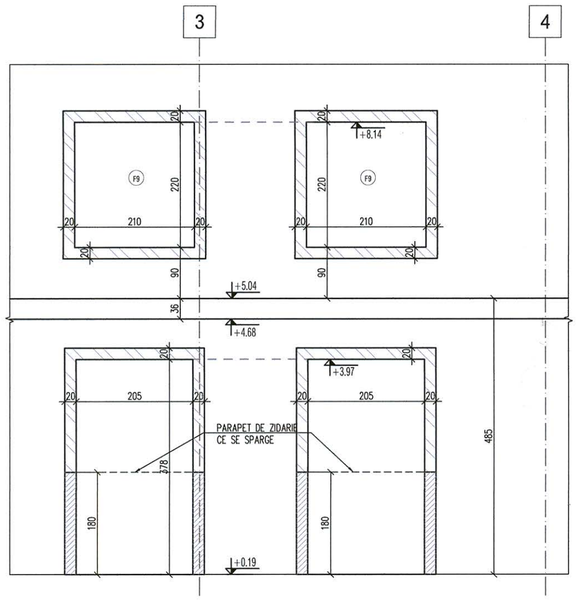

Elevatie ax H

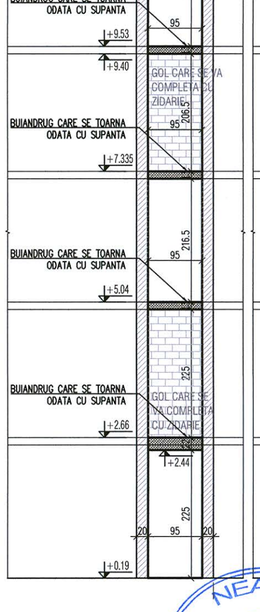

Elevatie ax C

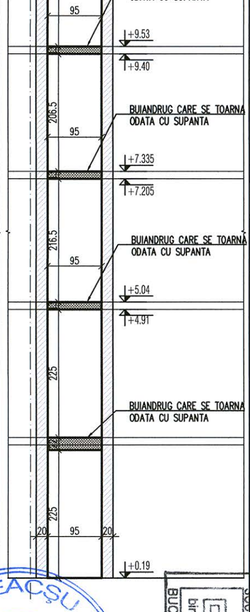

Hasura bordaj nou
Hasura bordaj existent

Schema generala

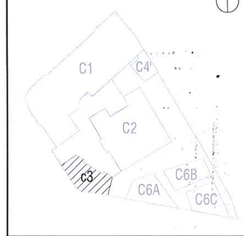

NOTA:
Acest plan se citeste impreuna cu planurile de cofraj alerente.
Cotele de pe plan se verifica in santier. In caz de neconcordante sau neclaritati, se vor clarifica impreuna cu proiectantul.

CATEGORIA DE IMPORTANTA C -NORMALA
La executia structurii se vor respecta prevederile din caietul de sarcini anexat la documentatie.

Proiectant general si de arhitectura

adn birou arhitectura
Str. Octavian, nr. 27, sector 3, Bucuresti, ROMANIA
Tel. / Fax : 021 / 3267954, J40 / 3968 / 17.03.2003, R 15293910

Proiectant restaurare

opus/atelier de arhitectură
Calea Vitan 8 V51 sc.2 ap.42 031296 sector 3 Bucuresti
adelaropus@yahoo.com tel 021 3217632
nr. J40/8583/2001 cod fiscal: R 14235686

Proiectant rezistenta

incona
INCONA SRL Bucuresti
J40/6707/ 1991 ; R3013714
021 / 2111440

Proiectant instalatii

S.C. D&D EUROCOM S.R.L.
J40/14388/2004, CUI16742073,
Matei Basarab 108, bl. 74, sc. 1, et. 7, ap. 29, sector 3, Bucuresti
Tel/Fax: 031/4251982, 031/4251981
e-mail: electrice@ddeurocom.ro
website: www.ddeurocom.ro

Specialitate

REZISTENTA

Verificator / Expert	Semnatura	Cerinta	Referat

Pr. Nr.	Beneficiar	Universitatea Nationala de Arte Bucuresti
P046/2009	adresa	G-ral Budisteanu, nr. 19, sect 1, Bucuresti

Titlu Proiect

EXTINDERE SI REMODELARE FUNCTIONALA SEDIUL UNIVERSITATII NATIONALE DE ARTE BUCURESTI, str. General Budisteanu 19

Sef proiect	ing. Mircea Neacsu	
Desenat	ing. Alexandru Constantin	
Verificat	ing. Mircea Neacsu	

Titlu Plansa

ELEVATII PERETI - CORP C3

Faza	Scara	Data	
PT+DE REV.2	1:75	12.2016	RC3-9

NEACSU CRISTIAN MIHAI ROMANIA NR. 09241 VERIFICATOR DE CALITATE ATESTAT GENERAL PROIECTE

SOCIETATEA COOPERATIVA birou de arhitectura srl BUCURESTI - ROMANIA

Acest proiect este proprietatea ADN Bir si asupra lui functioneaza legile copyright-ului. El nu poate fi folosit in intregime sau in parti fara acordul scris al ADN Bir.

POZ	BUC.	DENUMIRE PIESA	SECTIUNE	LUNGIME (mm)	GREUTATE kg/ml	GREUTATE kg/buc	cal.mat.	GREUTATE TOTALA
P1	4	T.V.	120x120x6	4280	20,7	88,60	OL 37	354,38
P2	4	T.V.	120x120x6	4800	20,7	99,36		397,44
P3	4	T.V.	120x120x6	4400	20,7	91,08		364,32
P4	4	T.V.	120x120x6	2345	20,7	48,54		194,17
P5	14	UNP	140	1500	16	24,00		336,00
P6	14	UNP	140	1400	16	22,40		313,60
P7	24	UNP	140	180	16	2,88		69,12
P8	5	UNP	140	1114	16	17,82		89,12
P9	160	M20		200	2,45	0,49		78,40
P10	5	UNP	140	1685	16	26,96		134,80
P11	35	T.G.	260x15	340	117,75	10,40		364,00
P12	3	T.G.	1516x10	1768	78,5	216,70		650,10
P13	1	HEA	140	1500	24,7	37,05		37,05
P14	4	T.G.	320x20	320	157	37,50		16,07
P15	12	T.V.	100x100x5	600	14,4	8,64		103,68
P16	5	UNP	140	1527	16	24,43		122,16
TOTAL (kg)								3624
ELECTROZI (1.5%) (kg)								54
GRUND (0.4%) (kg)								145
TOTAL GENERAL (kg)								3824

Piesa P1 - 4buc.
T.V. 120x120x6-4280

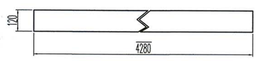

Piesa P2 - 4buc.
T.V. 120x120x6-4800

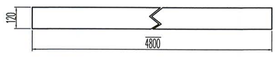

Piesa P3 - 4buc.
T.V. 120x120x6-4400

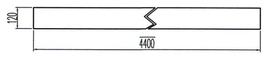

Piesa P4 - 4buc.
T.V. 120x120x6-2345

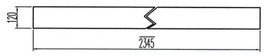

Piesa P12 - 3buc.
T.G. 1516x1821-10

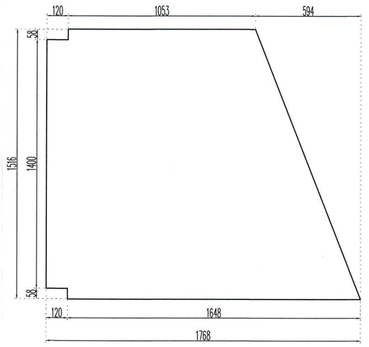

Piesa P5 - 14buc.
UNP 140-1500



Piesa P6 - 14buc.
UNP 140-1400

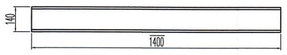

Piesa P7 - 24 buc.
UNP 140-180



Piesa P8 - 5 buc.
UNP 140-1114

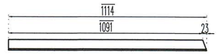

Piesa P10 - 5 buc.
UNP 140-1685



Piesa P11 - 35buc.
T.G. 340x260-15

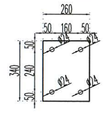

Piesa P13 - 1buc.
HEA 140-1500



Piesa P14 - 4buc.
T.G. 320x320-20

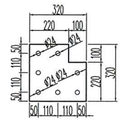

Piesa P15 - 12buc.
T.v. 100x100x5-600



Piesa P16 - 5 buc.
UNP 140-1527



NOTA: -Lungimea exacta a pieselor P7,P8, P10
se va determina pe santier
-Toate sudurile aú grosimea de 5 mm

Vedere B-B

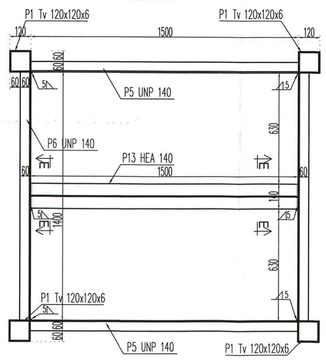

Vedere F-F

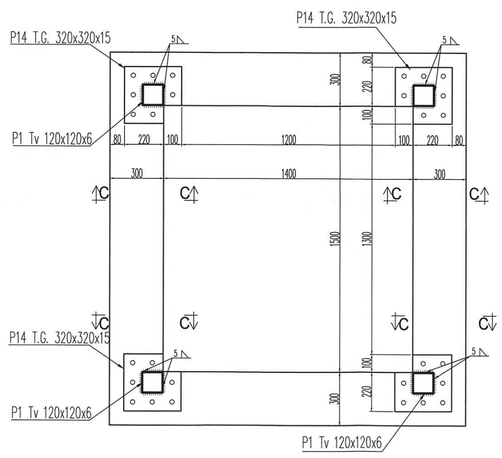

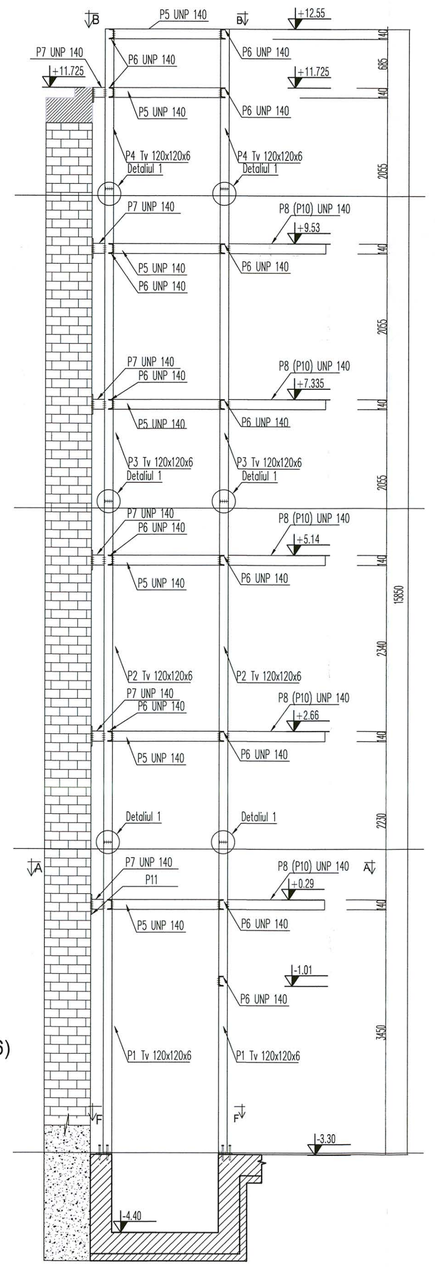

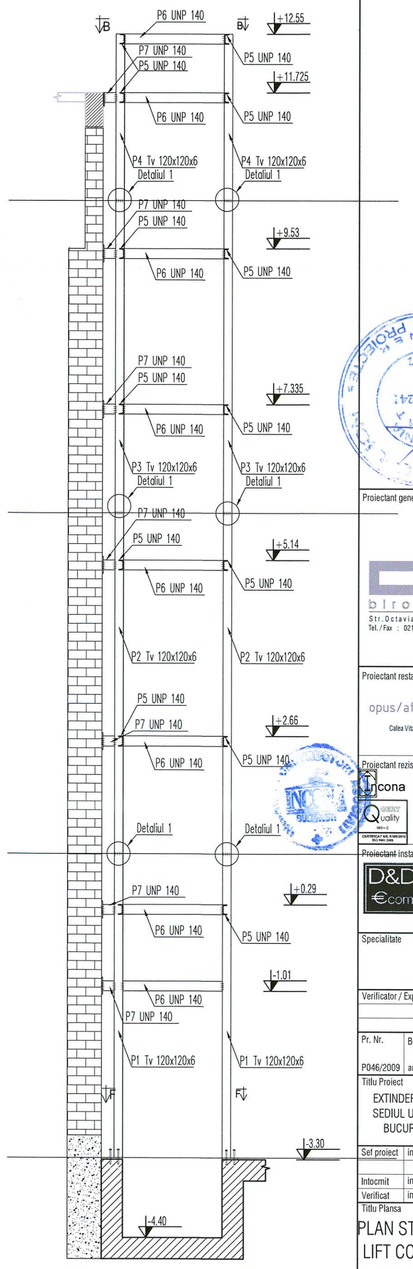

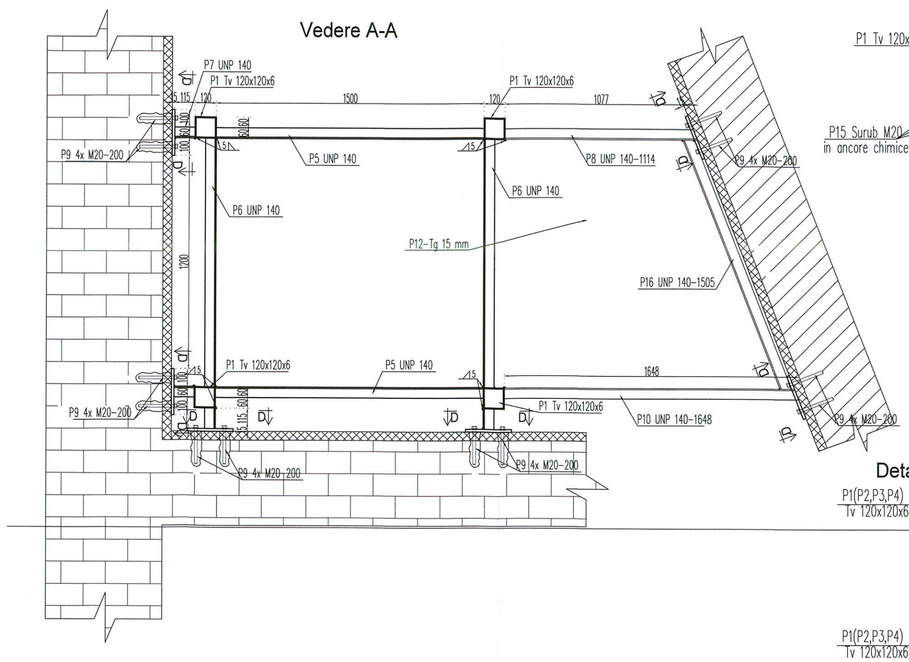

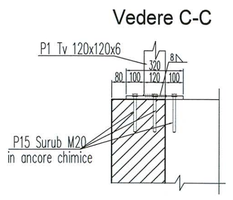

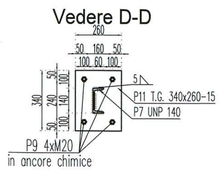

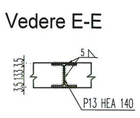

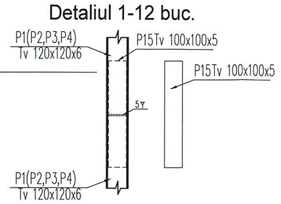

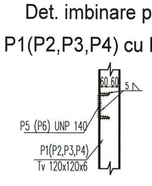

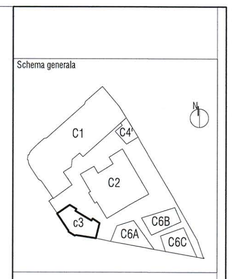

Acest document este proprietatea intelectuală a autorului. Este interzisă orice utilizare a acestuia în scopuri comerciale fără acordul scris al autorului. Nu este permisă copierea, reproducerea sau distribuirea acestui document către terți fără acordul scris al autorului.

Proiectant general si de arhitectura
adh birou arhitectura
Str.,Octavian, nr.27, sector3, Bucuresti,ROMANIA
Tel./Fax : 021 / 3267954, J40 /3968 / 17.03.2003, R 15293910

Proiectant restaurare
opus/atelier de arhitectură
Calea Vitan 8 VS1 sc.2 ap.42 031296 sector 3 Bucuresti
atelieropus@yahoo.com tel 021 3217632
nr. J40/8663/2001 cod fiscal: R 14235686

Proiectant rezistenta
INCONA SRL Bucuresti
J40/6707/ 1991 ; R3013714
021 / 2111440

Proiectant instalatii
S.C. D&D EUROCOM S.R.L.
J40/14369/2004, CUI16742073,
Matei Basarab 108, bl. 74, sc. 1, et. 7, ap. 29,
sector 3, Bucuresti
Tel/Fax: 031/4251982, 031/4251981
e-mail: electrice@ddeurocom.ro
website: www.ddeurocom.ro

Specialitate
REZISTENTA

Verificator / Expert	Semnatura	Cerinta	Referat

Pr. Nr.	Beneficiar	Universitatea Nationala de Arte Bucuresti
P046/2009	adresa	G-ral Budisteanu, nr. 19, sect 1, Bucuresti

Titlu Proiect
EXTINDERE SI REMODELARE FUNCTIONALA SEDIUL UNIVERSITATII NATIONALE DE ARTE BUCURESTI, str. General Budisteanu 19

Sef proiect	ing. Mircea Neacsu
Intocmit	ing. Andreea Pascu
Verificat	ing. Mircea Neacsu

Titlu Plansa
PLAN STRUCTURA METALICA LIFT CORP C3

Faza	Scara	Data	
PT+DE Rev.2	1:50 1:20	12.2016	RC3-10

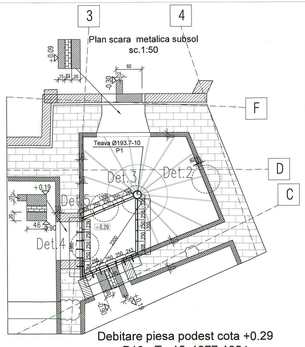

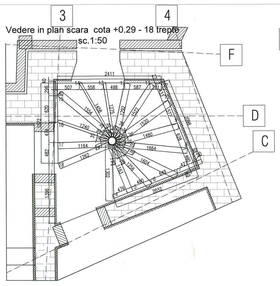

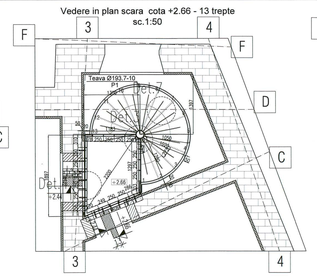

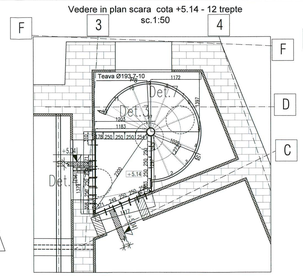

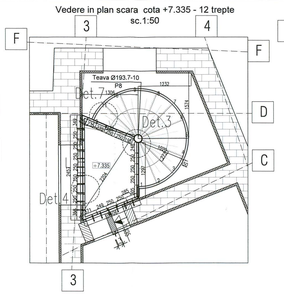

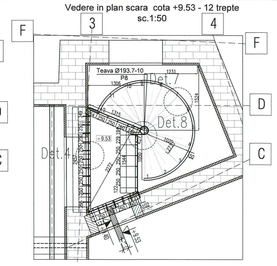

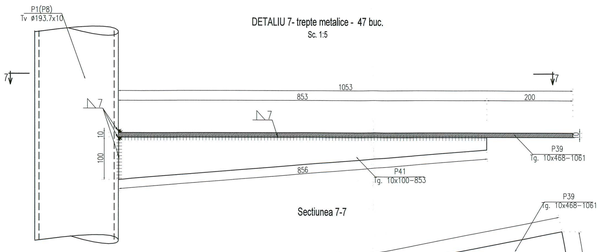

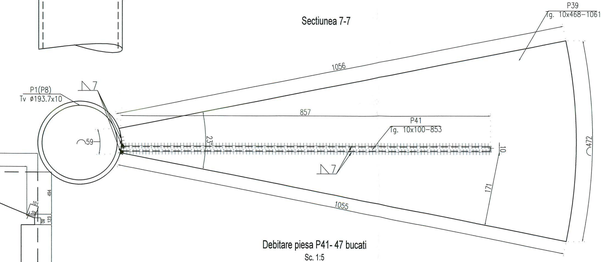

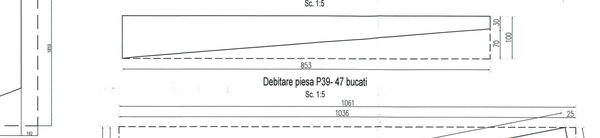

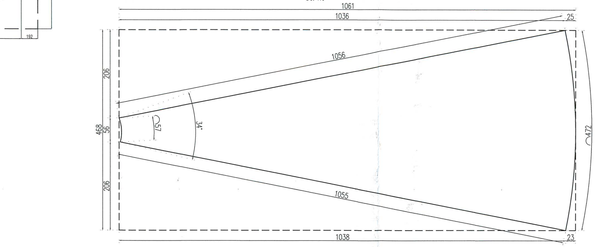

Debitare piesa podest cota +0.29
P10 - Tg.15x1277-1854
sc.1:25

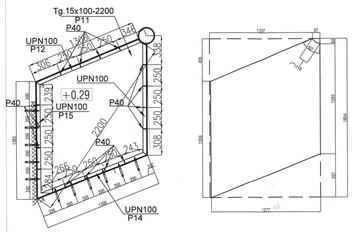

Debitare piesa podest cota +2.66
P16 - Tg.15x1295-1902
sc.1:25

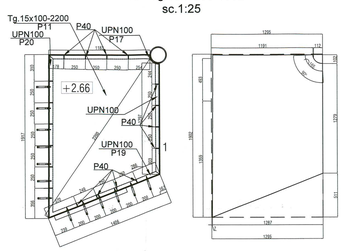

Debitare piesa podest cota +5.14
P21 - Tg.15x1295-1892
sc.1:25

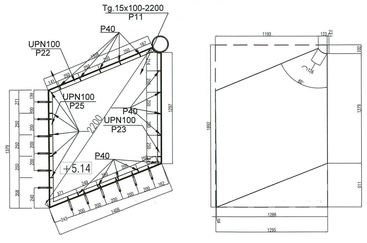

Debitare piesa podest cota +7.335
P26 - Tg.15x1302-2428
sc.1:25

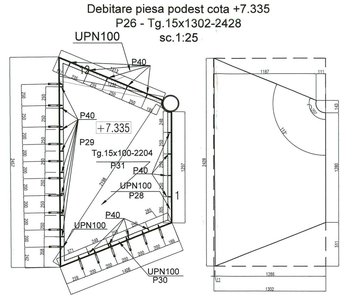

Debitare piesa podest cota +9.53
P32 - Tg.15x1230-2427
sc.1:25

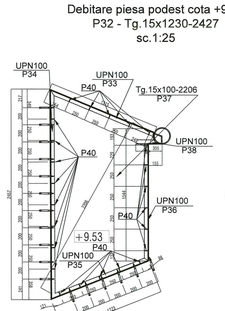

DETALIU 1-Prindere stalp Ø193.7x10 cu radier din beton armat la cota -3.30- 1buc.
Sc. 1:5

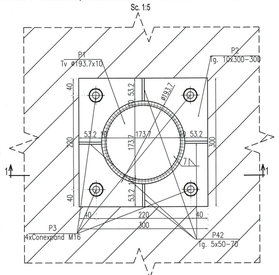

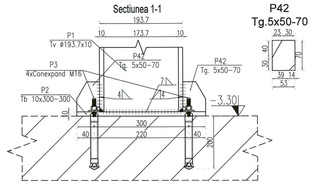

DETALIU 2 - Rezemare scara subsol pe perete la nivelul fiecarei trepte cu bare de otel Ø20 ancorate in zidarie - 15buc.
Sc. 1:5

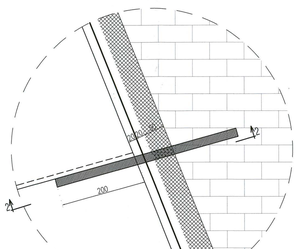

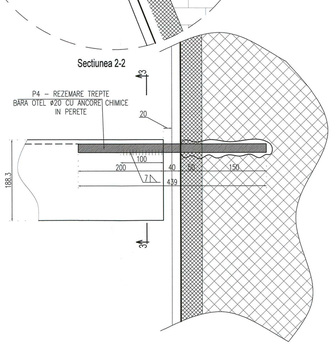

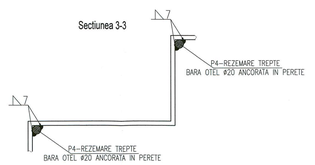

DETALIU 3 - Prindere podest la cotele: +0.29;+2.66;+5.14;+7.335; de stalp Ø193.7x10 - 4 buc.
Sc. 1:5

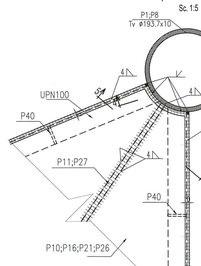

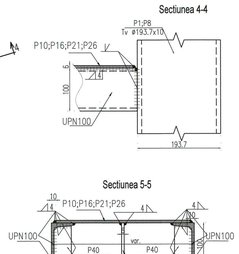

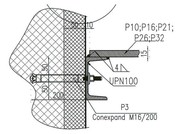

DETALIU5 - Prindere podest la cota +0.29 de profil UPN100
Sc. 1:5

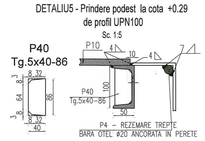

DETALIU 8 - Prindere podest la cota: +9.53 de stalp Ø193.7x10 - 1 buc.
Sc. 1:5

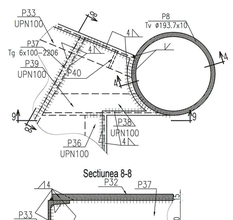

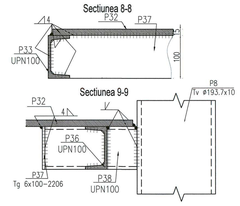

Desfasurarea scarii cutate
realizata din tabla groasa de 6 mm
sc.1:25

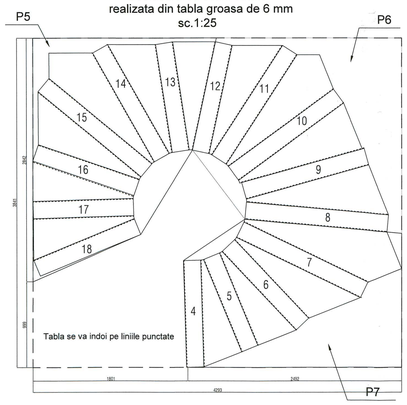

DETALIU6 - Detaliu imbinare teava Ø193.7x10
P1 cu P8 la cota +2.66
Sc. 1:5

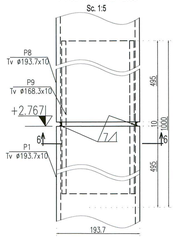

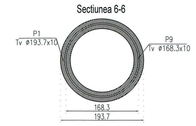

Debitare piesa P5
Tg.6x2136-2842
sc.1:25

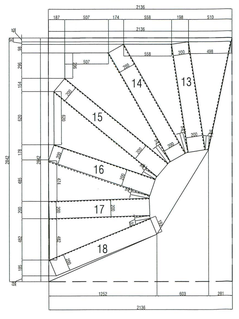

Debitare piesa P6
Tg.6x2279-2420
sc.1:25

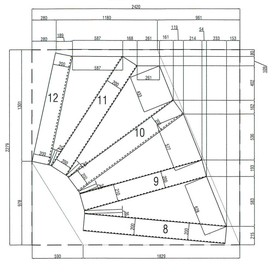

Debitare piesa P7
Tg.6x1726-2545
sc.1:25

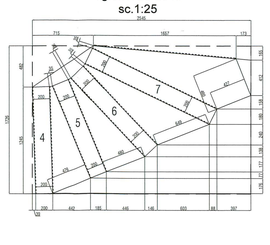

Extras laminate								
Poz.	Denumire piesa	Buc.	Sectiune (mm)	Lungime (mm)	Greutate kg/ml	Greutate kg/buc.	Calit. Mat.	Greutate totala
P1	teava	1	Φ 193.7x10	6067	45,30	274,8		274,8
P2	tabla	1	10 x300	300	23,55	7,1		7,1
P3	conexpand	76	Φ 16	200	1,58	0,3		24,0
P4	bara otel	15	Φ 20	439	2,47	1,1		16,2
P5	tabla	1	6 x2136	2842	100,61	285,9		285,9
P6	tabla	1	6 x2279	2420	107,34	259,8		259,8
P7	tabla	1	6 x1726	2545	81,29	206,9		206,9
P8	teava	1	Φ 193.7x10	6678	45,30	302,5		302,5
P9	teava	1	Φ 168.3x10	1000	39,00	39,0		39,0
P10	tabla	1	15 x1277	1854	150,37	278,8		278,8
P11	tabla	3	6 x100	2200	4,71	10,4		31,1
P12	profil	1	UPN 100	1305	10,20	13,3		13,3
P13	profil	1	UPN 100	1300	10,20	13,3		13,3
P14	profil	1	UPN 100	1396	10,20	14,2		14,2
P15	profil	1	UPN 100	1383	10,20	14,1		14,1
P16	tabla	1	15 x1295	1902	152,49	290,0		290,0
P17	profil	1	UPN 100	1306	10,20	13,3		13,3
P18	profil	1	UPN 100	1297	10,20	13,2		13,2
P19	profil	1	UPN 100	1406	10,20	14,3		14,3
P20	profil	1	UPN 100	1380	10,20	14,1		14,1
P21	tabla	1	15 x1295	1892	152,49	288,5		288,5
P22	profil	1	UPN 100	1203	10,20	12,3		12,3
P23	profil	1	UPN 100	1682	10,20	17,2		17,2
P24	profil	1	UPN 100	1223	10,20	12,5		12,5
P25	profil	1	UPN 100	1917	10,20	19,6		19,6
P26	tabla	1	15 x1302	2428	153,31	372,2		372,2
P27	profil	1	UPN 100	1232	10,20	12,6		12,6
P28	profil	1	UPN 100	1297	10,20	13,2		13,2
P29	profil	1	UPN 100	2176	10,20	22,2		22,2
P30	profil	1	UPN 100	1406	10,20	14,3		14,3
P31	tabla	1	6 x100	2204	4,71	10,4		10,4
P32	tabla	1	15 x1319	2427	155,31	376,9		376,9
P33	profil	1	UPN 100	1315	10,20	13,4		13,4
P34	profil	1	UPN 100	2457	10,20	25,1		25,1
P35	profil	1	UPN 100	1223	10,20	12,5		12,5
P36	profil	1	UPN 100	1544	10,20	15,7		15,7
P37	tabla	1	6 x100	2206	4,71	10,4		10,4
P38	profil	1	UPN 100	305	10,20	3,1		3,1
P39	tabla	47	10 x468	1061	36,74	39,0		1832,0
P40	tabla	95	5 x40	86	1,57	0,1		12,8
P41	tabla	47	10 x100	853	7,85	6,7		314,7
P42	tabla	4	5 x50	70	1,96	0,1		0,5
				Total [kg]			S 235 JR (OL37.2)	5538
				Electrozi 1.2% [kg]				66,5
				Grund 0.4% [kg]				22,2
				Totul greutate [kg]				**5627**

Schema generala



BETON ARMAT:
a) Clasa : C20/25;
b) Ciment: CEM IIA-32,5R;
c) Consistenta:S3;
d) Clase de expunere:XC2;
e) Clasa de cloruri:Cl 02;
f) Diametrul maxim al agregatelor:Dmax = 32mm;
g) Acoperirea armaturii: Cf. proiect;
h) Grad de impermeabilitate: P8/10.

BETON SIMPLU EGALIZARI :
a) Clasa : C8/10
b) Ciment: CEM IIA-32,5R

ARMATURI PENTRU BETON
SREN 10080: STAS 438/1-89
S 255 C (OB 37);
S 355 C/ S 345 C(PC 52).

NOTA:
-Inainte de turnarea fundatiilor se va solicita avizul proiectantului de instalatii;
-La executia structurii se vor respecta prevederile din cuietul de sarcini anexat la documentatie;
- In cazul aparitiei la cota de fundare a unor umpluturi accidentale, acestea vor fi excavate integral, iar in golurile rezultate se va turna beton simplu pana la cota din proiect a vitoarelor fundatii;
-Acest plan se va citi impreuna cu R1-1 Detalii fundatii.

CATEGORIA DE IMPORTANTA C -NORMALA

ACOPERIREA ARMATURII:
-fundatie: 35mm.

Proiectant general si de arhitectura

birou arhitectura
Str.-Dristorului, nr.27, sectorul 3, Bucuresti ROMANIA
Tel./Fax : 021 / 3329504, 3451868 / 7.00.3855, fi 3329615

Proiectant restaurare

opus/atelier de arhitectură
Calea Victoriei 161 sc.2 ap.42 031299 sector 3 Bucuresti
tel./fax 021/3129299 mobil 0722.202.202
cui 14529622/2001 cont fiscal: R-1-0233000

Proiectant rezistenta

INCONA SRL Bucuresti
J40/4870/01.1991 ; RO01074
IBAN: RO71BTRLRONCRT0291211401
BANCA TRANSILVANIA

Proiectant instalatii

S.C. D&D EUROCOM S.R.L.
J40/10981/2006 ; C.I.F. 19 ; RO
Viale Basarab 108, Bl. 74, Sc. 1, Et. 1, Ap. 39,
sector 3, Bucuresti
Tel/Fax: 021-4221302; 021-4221303
e-mail: electric@dduecocom.ro
website: www.dduecocom.ro

Specialitate

REZISTENTA

Verificator / Expert	Semnatura	Cerinta	Referat
Neacsu Ion		A1.A2	/2011

Pr. Nr. 0046/2009 | Beneficiar: Universitatea Nationala de Arte Bucuresti | adresa: G-ral Budisteanu, nr. 19, sect 1, Bucuresti

Titlu Proiect
EXTINDERE SI REMODELARE FUNCTIONALA SEDIUL UNIVERSITATII NATIONALE DE ARTE BUCURESTI, str. General Budisteanu 19

Sef proiect	ing. Mircea Neacsu	
Intocmit	ing. Andreea Pascu	
Verificat	ing. Mircea Neacsu	

Titlu Planse
PLAN SCARA
PRINCIPALA CORP C3

Faza	Scara	Data	
PT.DE RI/2	1:50/1:25 1:5	12.2016	RC3-11

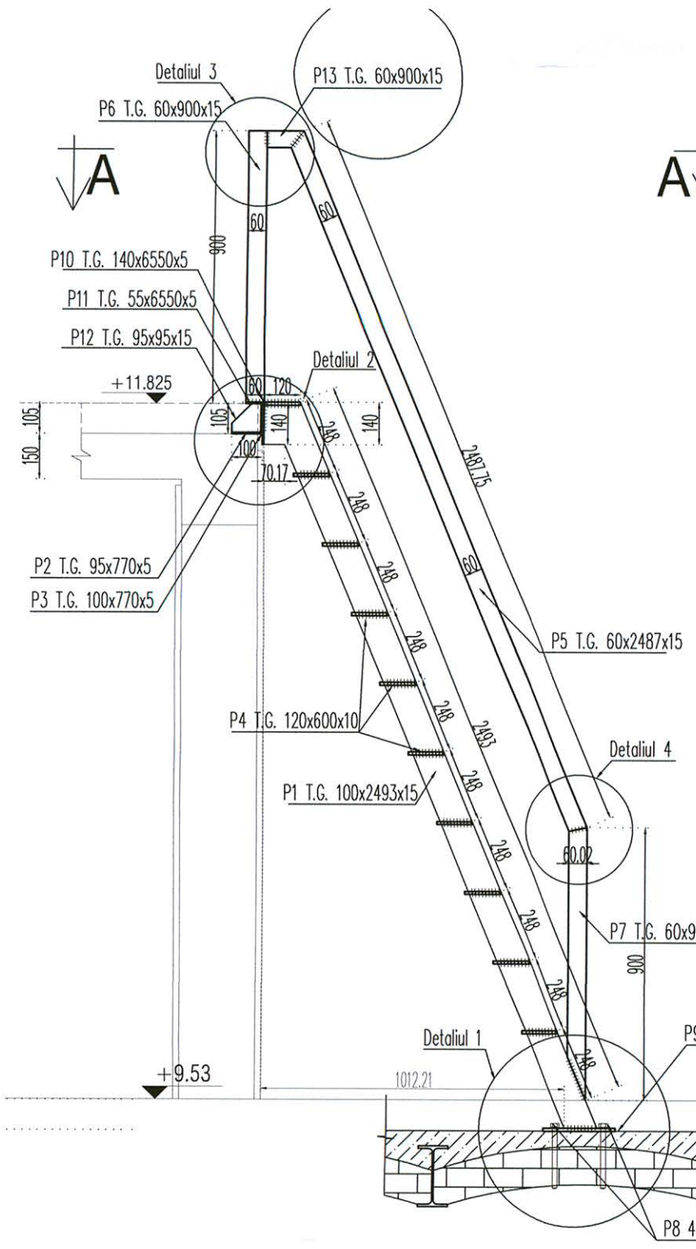

Extras laminate								
Poz.	Denumire piesa	Buc.	Sectiune (mm)	Lungime (mm)	Greutate kg/ml	Greutate kg/buc.	Calit. Mat.	Greutate totala
P1	tabla	2	15 x80	2523	9.42	23.8	S 235 JR (OL37.2)	47.5
P2	tabla	1	15 x70	770	8.24	6.3		6.3
P3	tabla	1	15 x130	770	15.31	11.8		11.8
P4	tabla	10	10 x100	600	7.85	4.7		47.1
P5	tabla	2	15 x60	2424	7.07	17.1		34.3
P6	tabla	2	15 x60	900	7.07	6.4		12.7
P7	tabla	2	15 x60	900	7.07	6.4		12.7
P8	Surub M 16	8		150	1.57	0.2		1.9
P9	tabla	2	10 x155	240	12.17	2.9		5.8
P10	bara otel	4	Φ 12	870	0.89	0.8		3.1
Total [kg]								183
Electrozi 1.2% [kg]								2.2
Grund 0.4% [kg]								0.7
Total greutate [kg] - 1 scara								186
Total greutate [kg] - 2 scari								372

Detaliul 1

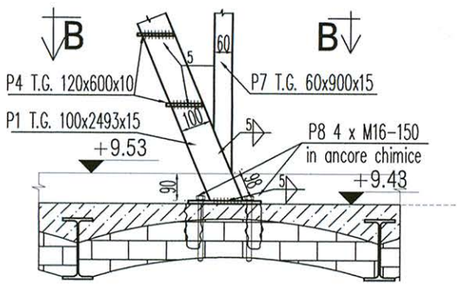

Detaliul 2

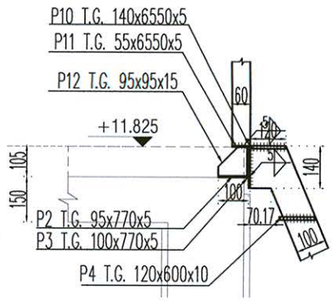

Detaliul 3

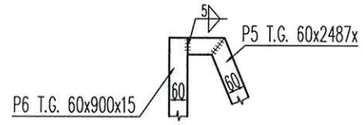

Detaliul 4

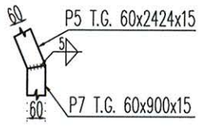

Piesa P1-2buc.

T.G. 100x25928-15



Piesa P2 - 1 buc

T.G. 95x770-5

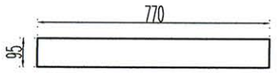

Piesa P3 - 1 buc

T.G. 100x770-5

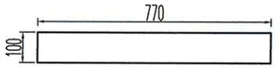

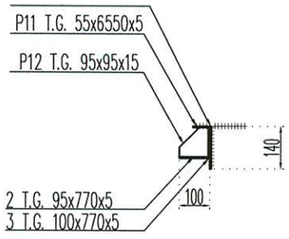

Piesele P2, P3, P10 si P11 se sudeaza intre ele

Piesa P10 L=870 - 4 buc

PC 52 Ø12/20



NOTA: Piesele P10 se sudeaza de P3

Vedere A-A

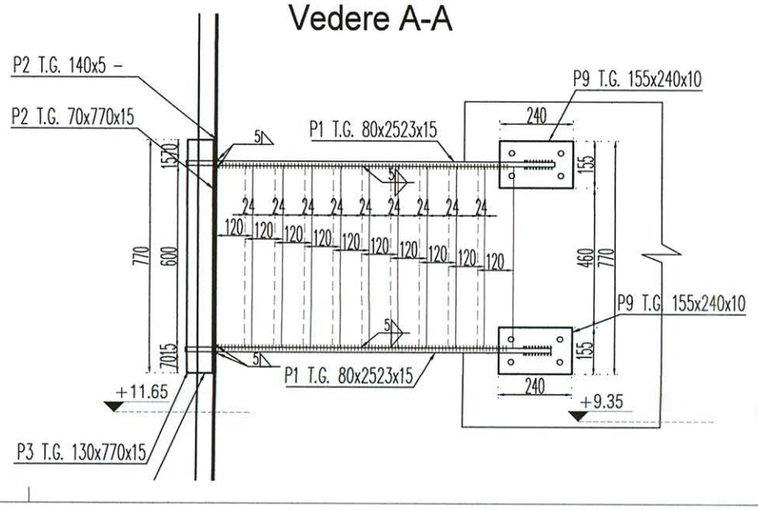

Piesa P4 - 10 buc

T.G. 100x600-10

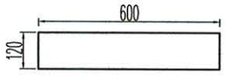

Piesa P5 - 2 buc

T.G. 60x2424-15



Piesa P6 - 2 buc

T.G. 60x900-15

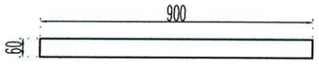

Piesa P7 - 2 buc

T.G. 60x900-15

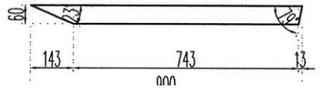

Piesa P9 - 2 buc

T.G. 155x240-10

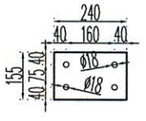

Schema generala

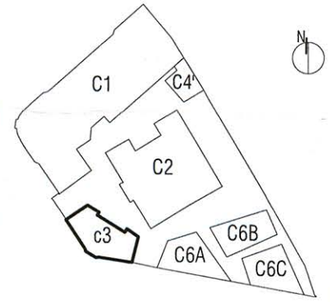

Proiectant general si de arhitectura

SOCIETATE COMERCIALA birou de arhitectura srl BUCURESTI - ROMANIA

birou arhitectura

Str. Octavian, nr. 27, sector 3, Bucuresti, ROMANIA
Tel. / Fax : 021 / 3267954, J40 / 3968 / 17.03.2003, R 15293910

Proiectant restaurare

opus/atelier de arhitectură

Calea Vitan 8 V51 sc.2 ap.42 031296 sector 3 Bucuresti
atelieropus@yahoo.com tel 021 3217632
nr. J40/8663/2001 cod fiscal: R 14235686

Proiectant rezistenta

Incona

INCONA SRL Bucuresti

J40/6707/ 1991 ; R3013714
021 / 2111440

Proiectant instalatii

S.C. D&D EUROCOM S.R.L.

J40/14388/2004, CUI16742073,
Matei Basarab 108, bl. 74, sc. 1, et. 7, ap. 29,
sector 3, Bucuresti
Tel/Fax: 031/4251982, 031/4251981
e-mail: electrice@ddeurocom.ro
website: www.ddeurocom.ro

Specialitate

REZISTENTA

Verificator / Expert	Semnatura	Cerinta	Referat

Pr. Nr.	Beneficiar	Universitatea Nationala de Arte Bucuresti
P046/2009	adresa	G-ral Budisteanu, nr. 19, sect 1, Bucuresti

Titlu Proiect

EXTINDERE SI REMODELARE FUNCTIONALA SEDIUL UNIVERSITATII NATIONALE DE ARTE BUCURESTI, str. General Budisteanu 19

Sef proiect	ing. Mircea Neacsu	
Intocmit	ing. Andreea Pascu	
Verificat	ing. Mircea Neacsu	

Titlu Plansa

PLAN STRUCTURA METALICA
SCARI ACCES SUPANTE - MANSARDA
2 BUC. CORP C3

Faza	Scara	Data	
PT+DE REV 2	1:20	12.2016	RC3-12

Acest proiect este proprietatea ADN BA si acuma sa functioneaza legii copyright-ului. El nu poate fi folosit in ansamblu sau in parti ale sale decat cu aprobarea scrisa a ADN BA. Orice modificare ulterioara a proiectului, facuta fara instiintarea si aprobarea scrisa a proiectantului, il atesta pe acesta de orice raspundere.

SCARA LEGATURA SUPANTE INCAPERI LATERALE - 4BUC
sc.1:20

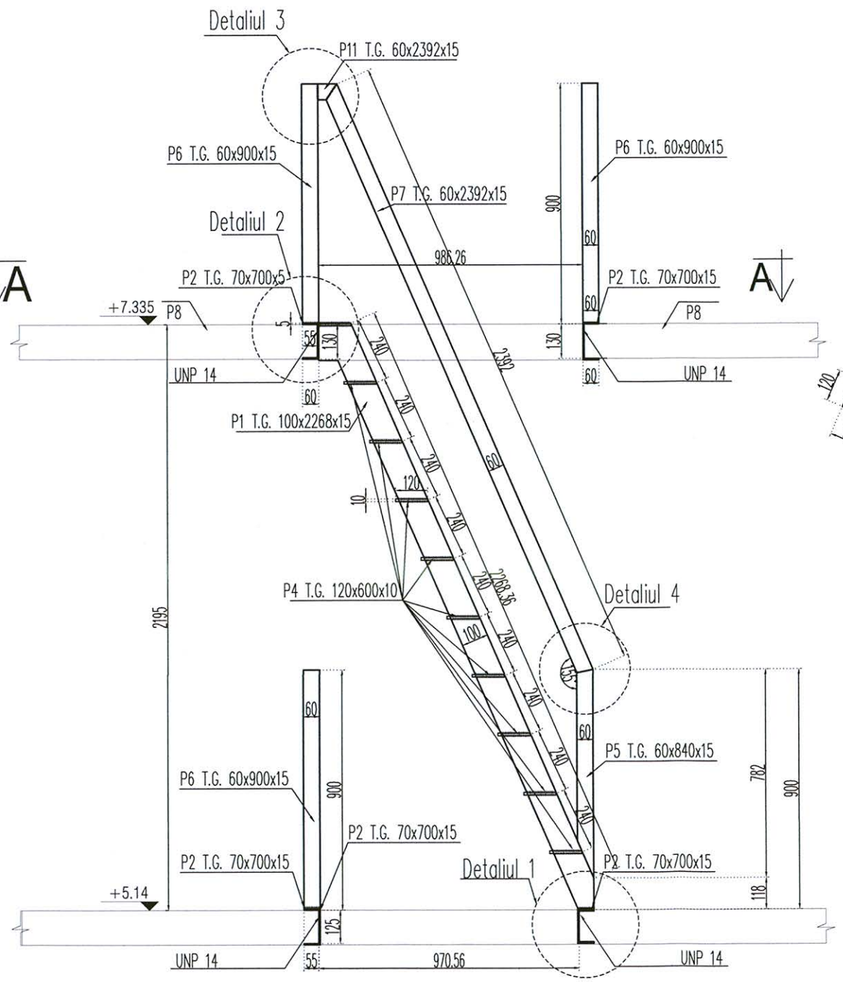

Vedere A-A

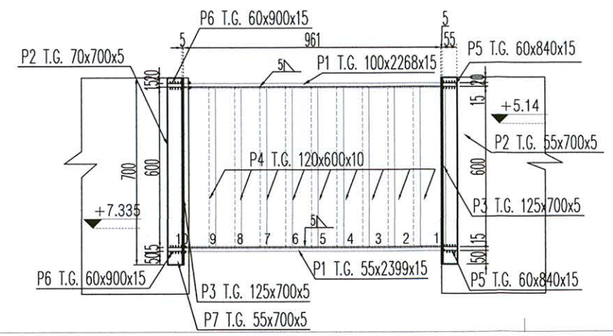

Detaliul 1

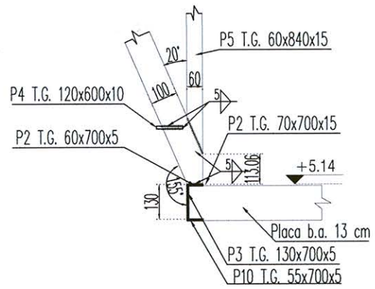

Detaliul 2

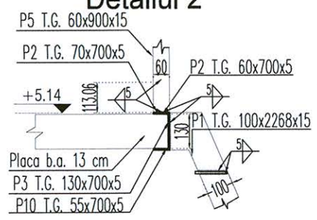

Detaliul 3

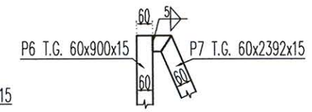

Detaliul 4

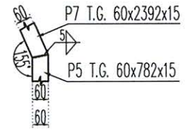

Piesa P1-2buc.
T.G. 100x2368-15

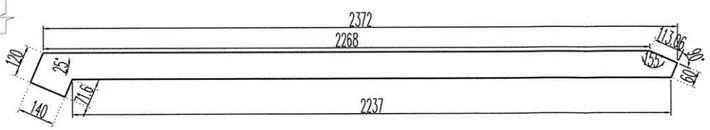

Piesa P2 - 4 buc
T.G. 70x700-5



Piesa P3 - 4 buc
T.G. 130x700-5

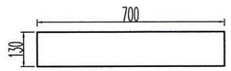

Piesa P4 - 10 buc
T.G. 100x600-10



Piesa P5 - 2 buc
T.G. 60x782-15



Piesa P6 - 6 buc
T.G. 60x900-15



Piesa P7 - 2 buc
T.G. 60x2392-15

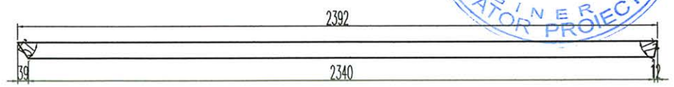

Piesa P8 - 32 buc
PC 52 Ø12/20



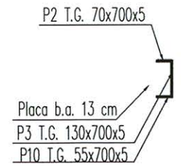

NOTA: Piesele P2, P3 si P10 se sudeaza intre ele

NOTA: Piesele P8 se sudeaza de P3

Extras laminate								
Poz.	Denumire piesa	Buc.	Sectiune (mm)	Lungime (mm)	Greutate kg/ml	Greutate kg/buc.	Calit. Mat.	Greutate totala
P1	tabla	2	15 x80	2399	9.42	22.6	S 235 JR (OL37.2)	45.2
P2	tabla	4	15 x70	700	8.24	5.8		23.1
P3	tabla	4	15 x130	700	15.31	10.7		42.9
P4	tabla	9	10 x100	600	7.85	4.7		42.4
P5	tabla	2	15 x60	840	7.07	5.9		11.9
P6	tabla	6	15 x60	900	7.07	6.4		38.2
P7	tabla	2	15 x60	2399	7.07	16.9		33.9
P8	bara otel	16	Φ 12	870	0.89	0.8		12.4
Total [kg]								250
Electrozi 1.2% [kg]								3.0
Grund 0.4% [kg]								1.0
Total greutate [kg] - 1 scara								**254**
Total greutate [kg] - 4 scari								**1015**

Schema generala

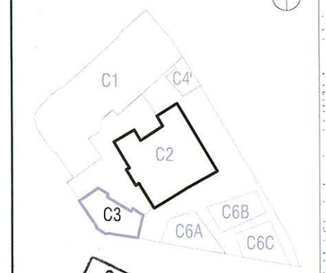

Proiectant general si de arhitectura

SOCIETATE COMERCIALA birou de arhitectura srl BUCUREȘTI - ROMANIA

birou arhitectura

Str. Octavian, nr. 27, sector 3, Bucuresti, ROMANIA
Tel. / Fax : 021 / 3267954, J40 / 3968 / 17.03.2003, R 15293910

Proiectant restaurare

opus/atelier de arhitectură

Calea Vitan 8 V51 sc.2 ap.42 031296 sector 3 Bucuresti
atelieropus@yahoo.com tel 021 3217632
nr: J40/8663/2001 cod fiscal: R 14235686

Proiectant rezistenta

Incona

CERT Quality SM 060 CERTIFICAT NR. 570 SR EN ISO 9001:2008

INCONA SRL Bucuresti
J40/6707/1991 ; R3013714
021 / 2111440

NEACȘU GR. ION ROMANIA M.L.P.A.T. NR. 241 INGINER VERIFICATOR PROIECTE A1 A2

Proiectant instalatii

S.C. D&D EUROCOM S.R.L.
J40/14388/2004, CUI16742073,
Matei Basarab 108, bl. 74, sc. 1, et. 7, ap. 29,
sector 3, Bucuresti
Tel/Fax: 031/4251982, 031/4251981
e-mail: electrice@ddeurocom.ro
website: www.ddeurocom.ro

Specialitate

REZISTENTA

Verificator / Expert	Semnatura	Cerinta	Referat

Pr. Nr.	Beneficiar	Universitatea Nationala de Arte Bucuresti
P046/2009	adresa	G-ral Budisteanu, nr. 19, sect 1, Bucuresti

Titlu Proiect

EXTINDERE SI REMODELARE FUNCTIONALA SEDIUL UNIVERSITATII NATIONALE DE ARTE BUCURESTI, str. General Budisteanu 19

Sef proiect	ing. Mircea Neacsu	
Intocmit	ing. Andreea Pascu	
Verificat	ing. Mircea Neacsu	

Titlu Plansa

PLAN STRUCTURA METALICA SCARA LEGATURA SUPANTE - INCAPERI LATERALE CORP C3

Faza	Scara	Data	
PT+DE REV.2	1:20	12.2016	RC3-13